

## 平成 24 年岩手県患者受療行動調査(入院票)の結果概要【速報値】

## I 調査概要

## 調査根拠

岩手県統計調査条例（平成 20 年岩手県条例第 58 号）第 2 条第 3 項の規定により指定された、岩手県告示第 398 号による

## 1 調査目的

県内の病院等の医療機関(平成 24 年 4 月 1 日現在で、県内に開設する病院及び一般診療所（特定の者を対象とする医務室（自衛隊、企業、特別養護老人ホーム等に設置された医務室をいう。）及び保健所を除く。（以下「医療機関」という。））を利用する患者数、傷病及び受療の状況等を把握し、新たな医療計画の策定のための基礎資料とするほか、今後の保健医療行政への活用を目的とする。

## 2 調査主体

岩手県

## 3 調査期日

平成 24 年 6 月 6 日(水)0 時～平成 24 年 6 月 6 日(水)24 時

## 4 対象者

調査期日において医療機関に入院している全患者

## 5 調査方法

医療機関へ配布した調査票に管理者等が記入し、郵送又はメールにて提出

## 6 調査内容

診療科名、入院患者の性別、生年、疾病分類、使用病床、入院年月日、救急搬入の有無及び患者居住地

## 7 調査期間

平成 24 年 5 月 29 日(火曜日)～平成 24 年 6 月 30 日(土曜日)

## II 調査結果

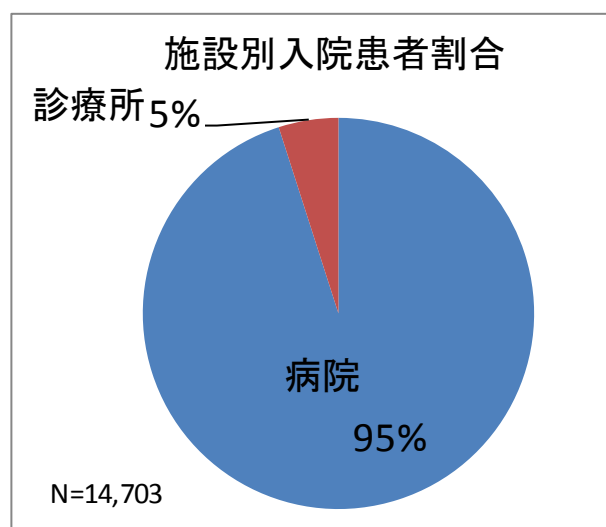
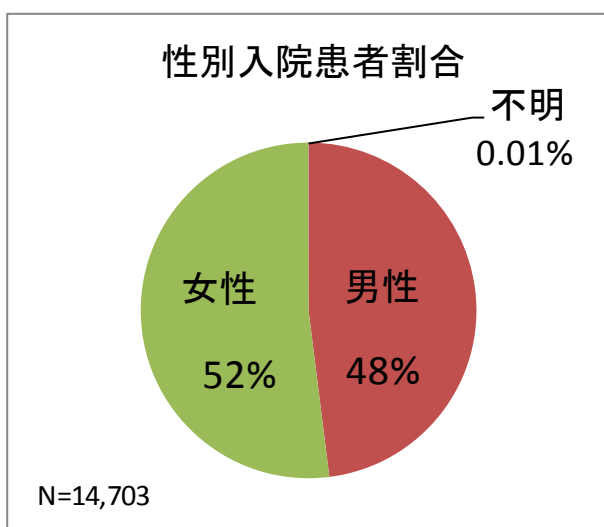
### 1 回収率等

|        | 病院   |      |        | 診療所    |      |        | 全体     |      |        |        |
|--------|------|------|--------|--------|------|--------|--------|------|--------|--------|
|        | 対象施設 | 回答施設 | 回答率(%) | 対象施設   | 回答施設 | 回答率(%) | 対象施設   | 回答施設 | 回答率(%) |        |
| 岩手県    | 94   | 94   | 100.0% | 749    | 704  | 94.0%  | 843    | 798  | 94.7%  |        |
| 二次医療圏別 | 盛岡   | 39   | 39     | 100.0% | 323  | 307    | 95.0%  | 362  | 346    | 95.6%  |
|        | 岩手中部 | 13   | 13     | 100.0% | 139  | 125    | 89.9%  | 152  | 138    | 90.8%  |
|        | 胆江   | 10   | 10     | 100.0% | 82   | 79     | 96.3%  | 92   | 89     | 96.7%  |
|        | 両磐   | 10   | 10     | 100.0% | 72   | 68     | 94.4%  | 82   | 78     | 95.1%  |
|        | 気仙   | 3    | 3      | 100.0% | 34   | 29     | 85.3%  | 37   | 32     | 86.5%  |
|        | 釜石   | 6    | 6      | 100.0% | 19   | 18     | 94.7%  | 25   | 24     | 96.0%  |
|        | 宮古   | 6    | 6      | 100.0% | 37   | 36     | 97.3%  | 43   | 42     | 97.7%  |
|        | 久慈   | 4    | 4      | 100.0% | 21   | 20     | 95.2%  | 25   | 24     | 96.0%  |
|        | 二戸   | 3    | 3      | 100.0% | 22   | 22     | 100.0% | 25   | 25     | 100.0% |

### 2 基礎情報(患者数、性別、年齢、疾病分類、使用病床、居住地)

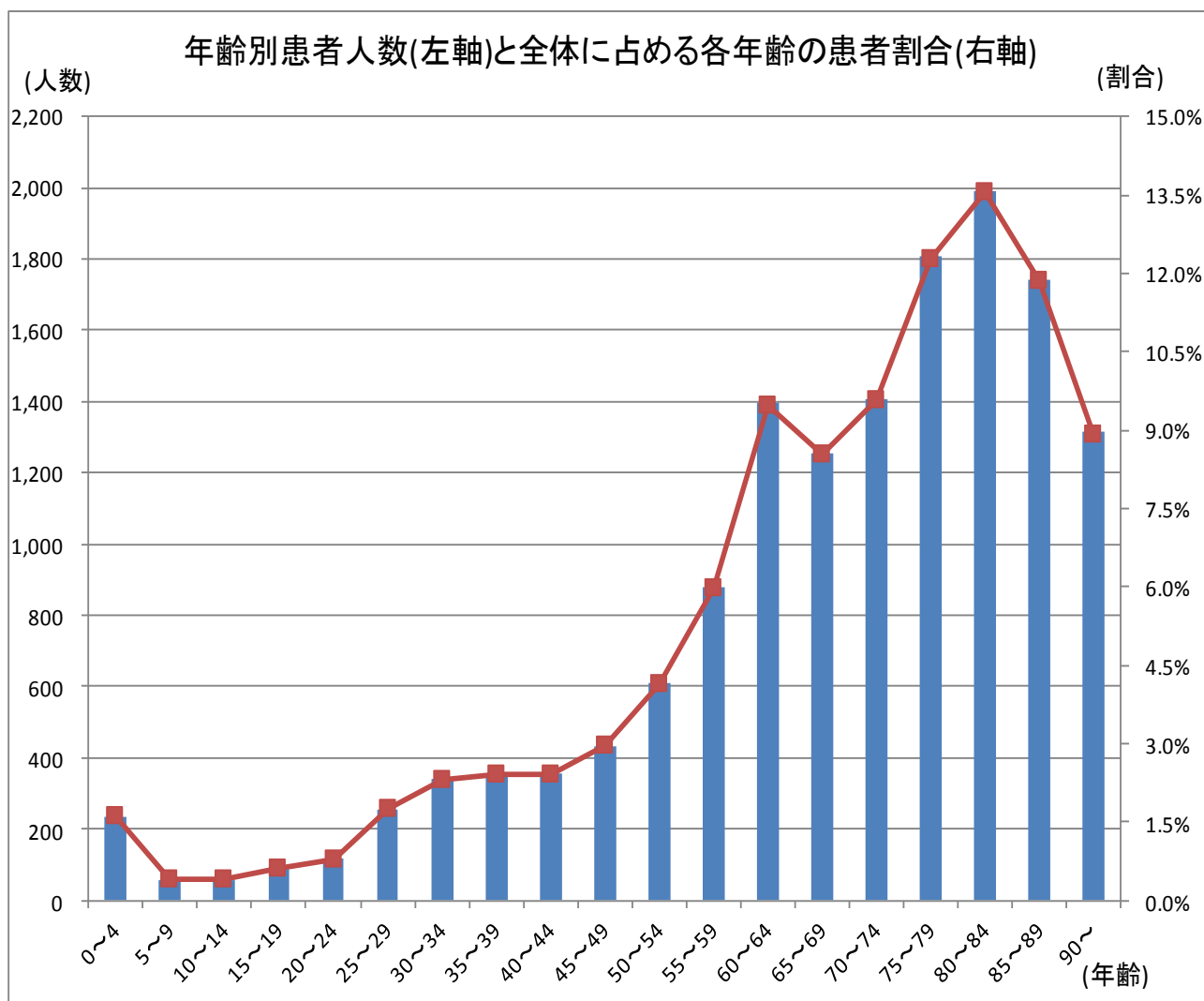
#### (1) 患者数・性別

患者人数は14,703人(病院:13,994人、診療所709人)(性別不詳2名を含む。)となっており、男性が7,071人(48.1%)、女性が7,630人(51.9%)となっている。



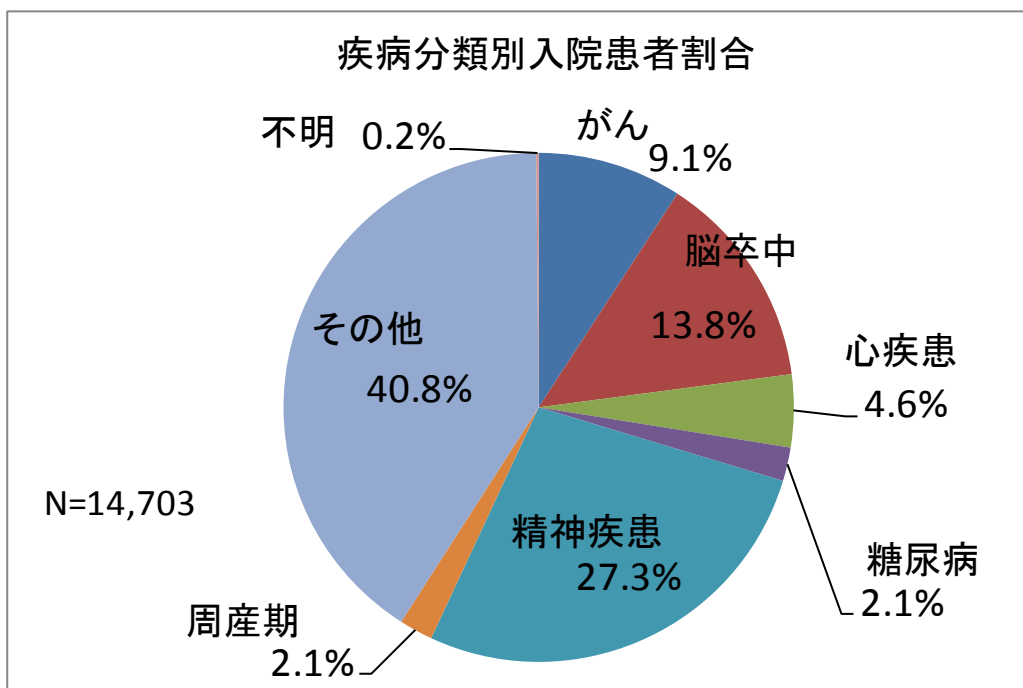
## (2) 年齢

患者を年齢階級別にみると、「80歳以上～85歳未満」が1,992人と最も多く、次いで「75歳以上～80歳未満」が1,806人、「85歳以上～90歳未満」が1,743人となっている。このうち15歳未満は352人、15歳以上～65歳未満は4,825人、65歳以上は9,516人となっており、それぞれの全体に占める割合は2.4%、32.8%、64.7%となっている。(年齢不詳10人を含む。)



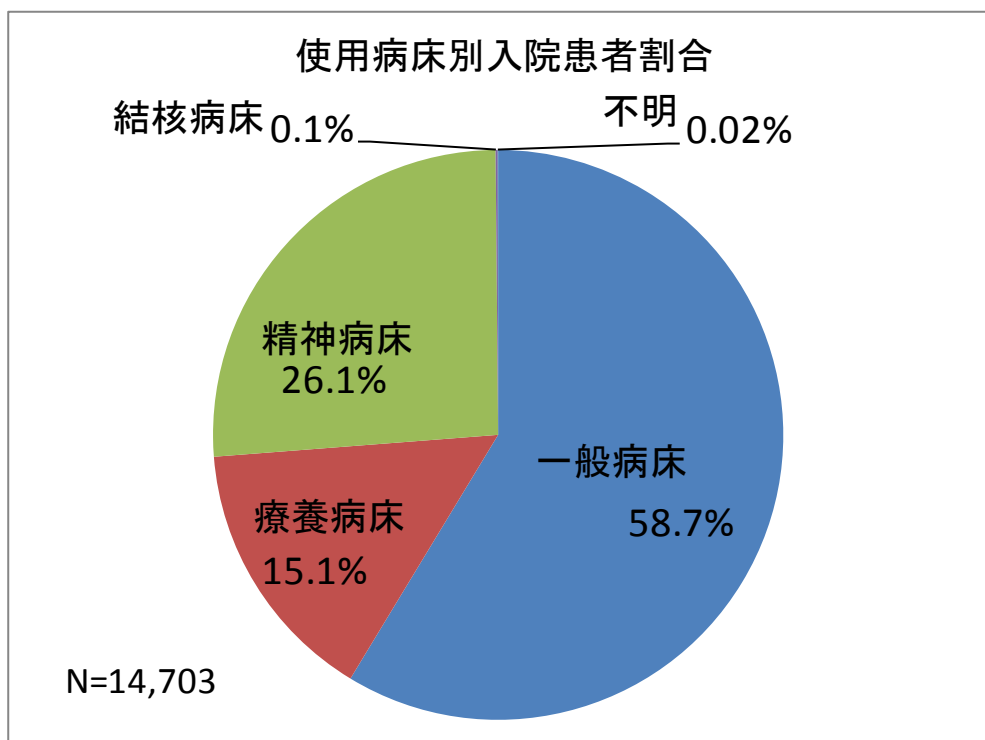
## (3) 疾病分類

疾病分類別にみると、「その他」の占める割合が40.8%と最も多く、順に「精神疾患」27.3%、脳卒中13.8%、がん9.1%、心疾患4.6%、糖尿病2.1%、周産期にかかる病態が2.1%となっている。(傷病不詳23人を含む。)



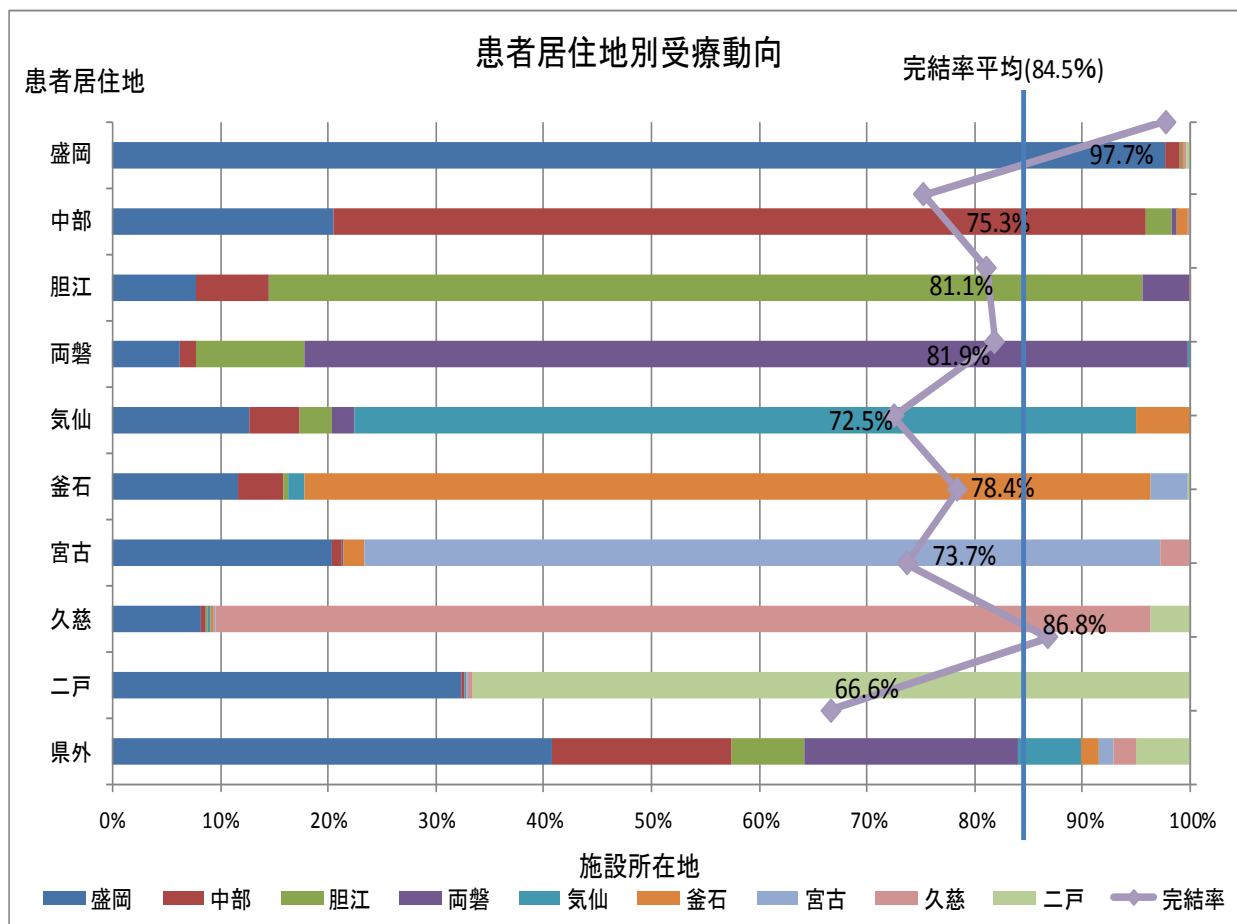
#### (4) 使用病床

使用病床別にみると、一般病床が 58.7%、療養病床が 15.1%、精神病床が 26.1%、結核病床が 0.1%で、一般病床及び療養病床で全体の 73.8%を占めている。(使用病床不明 3 人を含む。)



### (5) 患者居住地

居住地別にみると、医療圏の入院の完結率が高い順に盛岡医療圏 97.7%、久慈医療圏 86.8%、両磐医療圏 81.9%となっており、二戸医療圏の 66.6%が最も低くなっている。県平均では 84.5%となっている。



平成 17 年岩手県患者受療行動調査と今回の調査を比較すると、平成 17 年の県平均完結率は 84.6%で今回の調査と大きな変化はなかった。医療圏ごとの完結率をみると、増加している医療圏は、中部医療圏の 70.6%から 75.3%(4.7%増)、釜石医療圏の 73.1%から 78.4%(5.3%増)、宮古医療圏の 69.0%から 73.7%(4.7%増)で、それぞれの医療圏において盛岡医療圏への流出が 23.5%から 20.5%(3.0%減)、19.0%から 11.7%(7.3%減)、23.1%から 20.3%(2.8%減)と低下した。

一方、低下している医療圏は、盛岡医療圏の 98.5%から 97.7%(0.8%減)、胆江医療圏の 85.0%から 81.1%(3.9%減)、気仙医療圏の 75.2%から 72.5%(2.7%減)、二戸医療圏の 69.1%から 66.6%(2.5%減)となった。胆江医療圏では中部医療圏への流出が 4.2%から 6.7%(2.5%増)、気仙医療圏では中部医療圏への流出が 0.3%から 4.6%(4.3%増)、釜石医療圏への流出が 2.9%から 5.1%(2.2%増)となり、二戸医療圏では、盛岡医療圏への流出が 29.2%から 32.4%(3.2%増)となった。

### 3 疾病別入院の状況

#### (1) がん

##### ①自己完結率

盛岡 99.1%、久慈 87.8%、胆江 80.0%の順に高く、中部、気仙、釜石、宮古、二戸では 70% を下回っており、宮古では 50.0%となっている

##### ②患者動向

各医療圏から盛岡への流出が多く、宮古では 43.9%、二戸では 32.3%が流出している。中部、気仙、釜石の各医療圏においても 25%以上盛岡に流出している。

#### (2) 脳卒中

##### ①自己完結率

盛岡の 98.5%をはじめ、胆江、久慈で 80%を超え、中部、両磐、釜石、宮古では 70%を超えている。一方、気仙では 50.7%、二戸では 37.4%と低くなっている。

##### ②患者動向

二戸から盛岡への流出は 62.6%と最も多く、気仙では釜石に 19.2%、盛岡に 12.3%が流出している。また、中部、宮古においても 20%以上が盛岡に流出している。

#### (3) 心疾患

##### ①自己完結率

気仙の 73.7%、釜石 78.4%、宮古 62.5%を除くその他の医療圏で 80%を超えており、盛岡、胆江、久慈では 90%を超えている

##### ②患者動向

気仙では釜石に 10.5%、盛岡、両磐にそれぞれ 5.3%流出している。釜石、宮古においては盛岡への流出がそれぞれ 18.9%、32.5%となっている。

#### (4) 糖尿病

##### ①自己完結率

釜石で 60.0%、二戸で 66.7%と低く、中部、久慈では 75.6%、71.4%となっている。その他の医療圏では 80%を超えている。

##### ②患者動向

釜石、二戸ではそれぞれ 40.0%、33.3%が盛岡に流出しており、中部においても盛岡に 20.0%流出している。久慈については二戸に 28.6%流出している。

#### (5) 精神疾患

##### ①自己完結率

胆江の 66.2%を除くその他の医療圏では 75%を超え、宮古、久慈では 85%、盛岡では 95%を超えている。

##### ②患者動向

胆江では中部、両磐にそれぞれ 12.7%、13.0%流出しており、両磐では胆江に 14.1%流出し

ている。他医療圏をみると中部では盛岡に18.1%、気仙では中部に7.7%、釜石では中部に8.9%、二戸では盛岡に18.1%流出している。

#### (6) 周産期

##### ①自己完結率

両磐30.0%、宮古35.0%、釜石43.8%、胆江50.0%と4医療圏で50%以下となっている。一方、盛岡98.0%、久慈92.3%と90%を超え、気仙では80.6%、中部は70.5%となっている。

##### ②患者動向

久慈の7.7%を除くその他医療圏では盛岡へ15%以上流出しており、宮古の55.0%、両磐の50.0%の他に胆江、二戸でも30%以上流出している。

#### (7) その他

##### ①自己完結率

宮古の65.8%を除く他の医療圏では70%を超えており、盛岡97.7%をはじめ、胆江85.7%、両磐88.5%、釜石83.2%、久慈85.6%は80%を超えている。

##### ②患者動向

宮古、二戸で27.7%、28.9%が盛岡に流出し、中部、気仙、釜石でも10%以上が盛岡に流出している。

#### (8) 小児科

##### ①自己完結率

盛岡89.0%、両磐74.2%を除く他の医療圏では70%を下回っており、最も低い宮古では31.8%となっている。

##### ②患者動向

盛岡への流出は、宮古の50.0%をはじめ、中部、気仙、二戸で35.7%、32.1%、33.3%であるほか、全ての医療圏で10%を超えている。胆江、気仙、宮古、久慈は中部にもそれぞれ19.0%、10.7%、18.2%、20.0%流出している。

#### (9) 産婦人科

##### ①自己完結率

盛岡、両磐、気仙、二戸では90%を超えている一方、中部、胆江、釜石、宮古では70%を下回っており、最も低いのは釜石の53.8%となっている。

##### ②患者動向

中部、釜石、宮古で20%以上盛岡に流出しており、中部では32.2%が盛岡に流出している。

#### 4 その他留意点

集計は合計人数を100%として算出し、小数第2位を四捨五入しているため、合計が100%にならない場合がある。

### Ⅲ 統計表

- 表 1 入院票、二次医療圏別、全体 (実数・割合)
- 表 2 入院票、二次医療圏別、病院 (実数・割合)
- 表 3 入院票、二次医療圏別、診療所 (実数・割合)
- 表 4 入院票、二次医療圏別、全体【がん】(実数・割合)
- 表 5 入院票、二次医療圏別、全体【脳卒中】(実数・割合)
- 表 6 入院票、二次医療圏別、全体【心疾患】(実数・割合)
- 表 7 入院票、二次医療圏別、全体【糖尿病】(実数・割合)
- 表 8 入院票、二次医療圏別、全体【精神疾患】(実数・割合)
- 表 9 入院票、二次医療圏別、全体【周産期】(実数・割合)
- 表 10 入院票、二次医療圏別、全体【その他】(実数・割合)
- 表 11 入院票、二次医療圏別、全体【小児科】(実数・割合)
- 表 12 入院票、二次医療圏別、全体【産婦人科】(実数・割合)



表 1-1 入院票、二次医療圏別、全体、流出割合 (上段：実数、下段：割合)

| 施設所在地<br>患者居住地 | 盛岡    | 中部    | 胆江    | 両磐    | 気仙    | 釜石    | 宮古    | 久慈    | 二戸    | 合計     | 流出者数  |
|----------------|-------|-------|-------|-------|-------|-------|-------|-------|-------|--------|-------|
|                |       |       |       |       |       |       |       |       |       |        | 流出割合  |
| 盛岡             | 5,023 | 67    | 8     | 2     | 2     | 3     | 5     | 11    | 22    | 5,143  | 120   |
|                | 97.7% | 1.3%  | 0.2%  | 0.0%  | 0.0%  | 0.1%  | 0.1%  | 0.2%  | 0.4%  | 100.0% | 2.3%  |
| 中部             | 441   | 1,622 | 54    | 8     | 1     | 22    | 1     | 1     | 3     | 2,153  | 531   |
|                | 20.5% | 75.3% | 2.5%  | 0.4%  | 0.0%  | 1.0%  | 0.0%  | 0.0%  | 0.1%  | 100.0% | 24.7% |
| 胆江             | 110   | 94    | 1,144 | 61    | 1     | 1     | 0     | 0     | 0     | 1,411  | 267   |
|                | 7.8%  | 6.7%  | 81.1% | 4.3%  | 0.1%  | 0.1%  | 0.0%  | 0.0%  | 0.0%  | 100.0% | 18.9% |
| 両磐             | 71    | 17    | 115   | 935   | 3     | 0     | 0     | 0     | 0     | 1,141  | 206   |
|                | 6.2%  | 1.5%  | 10.1% | 81.9% | 0.3%  | 0.0%  | 0.0%  | 0.0%  | 0.0%  | 100.0% | 18.1% |
| 気仙             | 85    | 31    | 20    | 14    | 485   | 34    | 0     | 0     | 0     | 669    | 184   |
|                | 12.7% | 4.6%  | 3.0%  | 2.1%  | 72.5% | 5.1%  | 0.0%  | 0.0%  | 0.0%  | 100.0% | 27.5% |
| 釜石             | 106   | 38    | 4     | 0     | 14    | 711   | 32    | 0     | 2     | 907    | 196   |
|                | 11.7% | 4.2%  | 0.4%  | 0.0%  | 1.5%  | 78.4% | 3.5%  | 0.0%  | 0.2%  | 100.0% | 21.6% |
| 宮古             | 292   | 13    | 1     | 1     | 0     | 30    | 1,061 | 39    | 2     | 1,439  | 378   |
|                | 20.3% | 0.9%  | 0.1%  | 0.1%  | 0.0%  | 2.1%  | 73.7% | 2.7%  | 0.1%  | 100.0% | 26.3% |
| 久慈             | 47    | 3     | 1     | 0     | 1     | 2     | 1     | 500   | 21    | 576    | 76    |
|                | 8.2%  | 0.5%  | 0.2%  | 0.0%  | 0.2%  | 0.3%  | 0.2%  | 86.8% | 3.6%  | 100.0% | 13.2% |
| 二戸             | 227   | 2     | 0     | 0     | 1     | 0     | 1     | 3     | 467   | 701    | 234   |
|                | 32.4% | 0.3%  | 0.0%  | 0.0%  | 0.1%  | 0.0%  | 0.1%  | 0.4%  | 66.6% | 100.0% | 33.4% |
| 県外             | 224   | 92    | 37    | 109   | 32    | 9     | 8     | 11    | 28    | 550    |       |
|                | 40.7% | 16.7% | 6.7%  | 19.8% | 5.8%  | 1.6%  | 1.5%  | 2.0%  | 5.1%  | 100.0% |       |
| 合計             | 6,626 | 1,979 | 1,384 | 1,130 | 540   | 812   | 1,109 | 565   | 545   | 14,690 | 2,192 |
|                | 45.1% | 13.5% | 9.4%  | 7.7%  | 3.7%  | 5.5%  | 7.5%  | 3.8%  | 3.7%  | 100.0% | 15.5% |

※患者居住地不明の13名を除く

表 1-2 入院票、二次医療圏別、全体、流入割合 (上段：実数、下段：割合)

| 患者居住地<br>施設所在地 | 盛岡    | 中部    | 胆江    | 両磐    | 気仙    | 釜石    | 宮古    | 久慈    | 二戸    | 県外   | 合計     | 流入者数  |
|----------------|-------|-------|-------|-------|-------|-------|-------|-------|-------|------|--------|-------|
|                |       |       |       |       |       |       |       |       |       |      |        | 流入割合  |
| 盛岡             | 5,023 | 441   | 110   | 71    | 85    | 106   | 292   | 47    | 227   | 224  | 6,626  | 1,603 |
|                | 75.8% | 6.7%  | 1.7%  | 1.1%  | 1.3%  | 1.6%  | 4.4%  | 0.7%  | 3.4%  | 3.4% | 100.0% | 24.2% |
| 中部             | 67    | 1,622 | 94    | 17    | 31    | 38    | 13    | 3     | 2     | 92   | 1,979  | 357   |
|                | 3.4%  | 82.0% | 4.7%  | 0.9%  | 1.6%  | 1.9%  | 0.7%  | 0.2%  | 0.1%  | 4.6% | 100.0% | 18.0% |
| 胆江             | 8     | 54    | 1,144 | 115   | 20    | 4     | 1     | 1     | 0     | 37   | 1,384  | 240   |
|                | 0.6%  | 3.9%  | 82.7% | 8.3%  | 1.4%  | 0.3%  | 0.1%  | 0.1%  | 0.0%  | 2.7% | 100.0% | 17.3% |
| 両磐             | 2     | 8     | 61    | 935   | 14    | 0     | 1     | 0     | 0     | 109  | 1,130  | 195   |
|                | 0.2%  | 0.7%  | 5.4%  | 82.7% | 1.2%  | 0.0%  | 0.1%  | 0.0%  | 0.0%  | 9.6% | 100.0% | 17.3% |
| 気仙             | 2     | 1     | 1     | 3     | 485   | 14    | 0     | 1     | 1     | 32   | 540    | 55    |
|                | 0.4%  | 0.2%  | 0.2%  | 0.6%  | 89.8% | 2.6%  | 0.0%  | 0.2%  | 0.2%  | 5.9% | 100.0% | 10.2% |
| 釜石             | 3     | 22    | 1     | 0     | 34    | 711   | 30    | 2     | 0     | 9    | 812    | 101   |
|                | 0.4%  | 2.7%  | 0.1%  | 0.0%  | 4.2%  | 87.6% | 3.7%  | 0.2%  | 0.0%  | 1.1% | 100.0% | 12.4% |
| 宮古             | 5     | 1     | 0     | 0     | 0     | 32    | 1,061 | 1     | 1     | 8    | 1,109  | 48    |
|                | 0.5%  | 0.1%  | 0.0%  | 0.0%  | 0.0%  | 2.9%  | 95.7% | 0.1%  | 0.1%  | 0.7% | 100.0% | 4.3%  |
| 久慈             | 11    | 1     | 0     | 0     | 0     | 0     | 39    | 500   | 3     | 11   | 565    | 65    |
|                | 1.9%  | 0.2%  | 0.0%  | 0.0%  | 0.0%  | 0.0%  | 6.9%  | 88.5% | 0.5%  | 1.9% | 100.0% | 11.5% |
| 二戸             | 22    | 3     | 0     | 0     | 0     | 2     | 2     | 21    | 467   | 28   | 545    | 78    |
|                | 4.0%  | 0.6%  | 0.0%  | 0.0%  | 0.0%  | 0.4%  | 0.4%  | 3.9%  | 85.7% | 5.1% | 100.0% | 14.3% |
| 合計             | 5,143 | 2,153 | 1,411 | 1,141 | 669   | 907   | 1,439 | 576   | 701   | 550  | 14,690 | 2,742 |
|                | 35.0% | 14.7% | 9.6%  | 7.8%  | 4.6%  | 6.2%  | 9.8%  | 3.9%  | 4.8%  | 3.7% | 100.0% | 18.7% |

※患者居住地不明の13名を除く

表 2-1 入院票、二次医療圏別、病院、流出割合 (上段：実数、下段：割合)

| 施設所在地<br>患者居住地 | 盛岡    | 中部    | 胆江    | 両磐    | 気仙    | 釜石    | 宮古    | 久慈    | 二戸    | 合計     | 流出者数  |
|----------------|-------|-------|-------|-------|-------|-------|-------|-------|-------|--------|-------|
|                |       |       |       |       |       |       |       |       |       |        | 流出割合  |
| 盛岡             | 4,746 | 67    | 8     | 2     | 2     | 3     | 5     | 11    | 22    | 4,866  | 120   |
|                | 97.5% | 1.4%  | 0.2%  | 0.0%  | 0.0%  | 0.1%  | 0.1%  | 0.2%  | 0.5%  | 100.0% | 2.5%  |
| 中部             | 429   | 1,499 | 53    | 8     | 1     | 22    | 1     | 1     | 3     | 2,017  | 518   |
|                | 21.3% | 74.3% | 2.6%  | 0.4%  | 0.0%  | 1.1%  | 0.0%  | 0.0%  | 0.1%  | 100.0% | 25.7% |
| 胆江             | 106   | 93    | 1,042 | 61    | 1     | 1     | 0     | 0     | 0     | 1,304  | 262   |
|                | 8.1%  | 7.1%  | 79.9% | 4.7%  | 0.1%  | 0.1%  | 0.0%  | 0.0%  | 0.0%  | 100.0% | 20.1% |
| 両磐             | 67    | 17    | 111   | 893   | 3     | 0     | 0     | 0     | 0     | 1,091  | 198   |
|                | 6.1%  | 1.6%  | 10.2% | 81.9% | 0.3%  | 0.0%  | 0.0%  | 0.0%  | 0.0%  | 100.0% | 18.1% |
| 気仙             | 80    | 31    | 20    | 14    | 485   | 34    | 0     | 0     | 0     | 664    | 179   |
|                | 12.0% | 4.7%  | 3.0%  | 2.1%  | 73.0% | 5.1%  | 0.0%  | 0.0%  | 0.0%  | 100.0% | 27.0% |
| 釜石             | 100   | 38    | 4     | 0     | 14    | 711   | 31    | 0     | 2     | 900    | 189   |
|                | 11.1% | 4.2%  | 0.4%  | 0.0%  | 1.6%  | 79.0% | 3.4%  | 0.0%  | 0.2%  | 100.0% | 21.0% |
| 宮古             | 267   | 13    | 1     | 1     | 0     | 30    | 1,031 | 38    | 2     | 1,383  | 352   |
|                | 19.3% | 0.9%  | 0.1%  | 0.1%  | 0.0%  | 2.2%  | 74.5% | 2.7%  | 0.1%  | 100.0% | 25.5% |
| 久慈             | 45    | 3     | 1     | 0     | 1     | 2     | 1     | 480   | 21    | 554    | 74    |
|                | 8.1%  | 0.5%  | 0.2%  | 0.0%  | 0.2%  | 0.4%  | 0.2%  | 86.6% | 3.8%  | 100.0% | 13.4% |
| 二戸             | 219   | 2     | 0     | 0     | 1     | 0     | 1     | 3     | 453   | 679    | 226   |
|                | 32.3% | 0.3%  | 0.0%  | 0.0%  | 0.1%  | 0.0%  | 0.1%  | 0.4%  | 66.7% | 100.0% | 33.3% |
| 県外             | 212   | 91    | 33    | 107   | 32    | 9     | 8     | 9     | 27    | 528    |       |
|                | 40.2% | 17.2% | 6.3%  | 20.3% | 6.1%  | 1.7%  | 1.5%  | 1.7%  | 5.1%  | 100.0% |       |
| 合計             | 6,271 | 1,854 | 1,273 | 1,086 | 540   | 812   | 1,078 | 542   | 530   | 13,986 | 2,118 |
|                | 44.8% | 13.3% | 9.1%  | 7.8%  | 3.9%  | 5.8%  | 7.7%  | 3.9%  | 3.8%  | 100.0% | 15.7% |

※患者居住地不明の8名を除く

表 2-2 入院票、二次医療圏別、病院、流入割合 (上段：実数、下段：割合)

| 患者居住地<br>施設所在地 | 盛岡    | 中部    | 胆江    | 両磐    | 気仙    | 釜石    | 宮古    | 久慈    | 二戸    | 県外   | 合計     | 流入者数  |
|----------------|-------|-------|-------|-------|-------|-------|-------|-------|-------|------|--------|-------|
|                |       |       |       |       |       |       |       |       |       |      |        | 流入割合  |
| 盛岡             | 4,746 | 429   | 106   | 67    | 80    | 100   | 267   | 45    | 219   | 212  | 6,271  | 1,525 |
|                | 75.7% | 6.8%  | 1.7%  | 1.1%  | 1.3%  | 1.6%  | 4.3%  | 0.7%  | 3.5%  | 3.4% | 100.0% | 24.3% |
| 中部             | 67    | 1,499 | 93    | 17    | 31    | 38    | 13    | 3     | 2     | 91   | 1,854  | 355   |
|                | 3.6%  | 80.9% | 5.0%  | 0.9%  | 1.7%  | 2.0%  | 0.7%  | 0.2%  | 0.1%  | 4.9% | 100.0% | 19.1% |
| 胆江             | 8     | 53    | 1,042 | 111   | 20    | 4     | 1     | 1     | 0     | 33   | 1,273  | 231   |
|                | 0.6%  | 4.2%  | 81.9% | 8.7%  | 1.6%  | 0.3%  | 0.1%  | 0.1%  | 0.0%  | 2.6% | 100.0% | 18.1% |
| 両磐             | 2     | 8     | 61    | 893   | 14    | 0     | 1     | 0     | 0     | 107  | 1,086  | 193   |
|                | 0.2%  | 0.7%  | 5.6%  | 82.2% | 1.3%  | 0.0%  | 0.1%  | 0.0%  | 0.0%  | 9.9% | 100.0% | 17.8% |
| 気仙             | 2     | 1     | 1     | 3     | 485   | 14    | 0     | 1     | 1     | 32   | 540    | 55    |
|                | 0.4%  | 0.2%  | 0.2%  | 0.6%  | 89.8% | 2.6%  | 0.0%  | 0.2%  | 0.2%  | 5.9% | 100.0% | 10.2% |
| 釜石             | 3     | 22    | 1     | 0     | 34    | 711   | 30    | 2     | 0     | 9    | 812    | 101   |
|                | 0.4%  | 2.7%  | 0.1%  | 0.0%  | 4.2%  | 87.6% | 3.7%  | 0.2%  | 0.0%  | 1.1% | 100.0% | 12.4% |
| 宮古             | 5     | 1     | 0     | 0     | 0     | 31    | 1,031 | 1     | 1     | 8    | 1,078  | 47    |
|                | 0.5%  | 0.1%  | 0.0%  | 0.0%  | 0.0%  | 2.9%  | 95.6% | 0.1%  | 0.1%  | 0.7% | 100.0% | 4.4%  |
| 久慈             | 11    | 1     | 0     | 0     | 0     | 0     | 38    | 480   | 3     | 9    | 542    | 62    |
|                | 2.0%  | 0.2%  | 0.0%  | 0.0%  | 0.0%  | 0.0%  | 7.0%  | 88.6% | 0.6%  | 1.7% | 100.0% | 11.4% |
| 二戸             | 22    | 3     | 0     | 0     | 0     | 2     | 2     | 21    | 453   | 27   | 530    | 77    |
|                | 4.2%  | 0.6%  | 0.0%  | 0.0%  | 0.0%  | 0.4%  | 0.4%  | 4.0%  | 85.5% | 5.1% | 100.0% | 14.5% |
| 合計             | 4,866 | 2,017 | 1,304 | 1,091 | 664   | 900   | 1,383 | 554   | 679   | 528  | 13,986 | 2,646 |
|                | 34.8% | 14.4% | 9.3%  | 7.8%  | 4.7%  | 6.4%  | 9.9%  | 4.0%  | 4.9%  | 3.8% | 100.0% | 18.9% |

※患者居住地不明の8名を除く

表 3-1 入院票、二次医療圏別、診療所、流出割合 (上段：実数、下段：割合)

| 施設所在地<br>患者居住地 | 盛岡     | 中部    | 胆江    | 両磐    | 気仙   | 釜石   | 宮古    | 久慈    | 二戸    | 合計     | 流出者数   |
|----------------|--------|-------|-------|-------|------|------|-------|-------|-------|--------|--------|
|                |        |       |       |       |      |      |       |       |       |        | 流出割合   |
| 盛岡             | 277    | 0     | 0     | 0     | 0    | 0    | 0     | 0     | 0     | 277    | 0      |
|                | 100.0% | 0.0%  | 0.0%  | 0.0%  | 0.0% | 0.0% | 0.0%  | 0.0%  | 0.0%  | 100.0% | 0.0%   |
| 中部             | 12     | 123   | 1     | 0     | 0    | 0    | 0     | 0     | 0     | 136    | 13     |
|                | 8.8%   | 90.4% | 0.7%  | 0.0%  | 0.0% | 0.0% | 0.0%  | 0.0%  | 0.0%  | 100.0% | 9.6%   |
| 胆江             | 4      | 1     | 102   | 0     | 0    | 0    | 0     | 0     | 0     | 107    | 5      |
|                | 3.7%   | 0.9%  | 95.3% | 0.0%  | 0.0% | 0.0% | 0.0%  | 0.0%  | 0.0%  | 100.0% | 4.7%   |
| 両磐             | 4      | 0     | 4     | 42    | 0    | 0    | 0     | 0     | 0     | 50     | 8      |
|                | 8.0%   | 0.0%  | 8.0%  | 84.0% | 0.0% | 0.0% | 0.0%  | 0.0%  | 0.0%  | 100.0% | 16.0%  |
| 気仙             | 5      | 0     | 0     | 0     | 0    | 0    | 0     | 0     | 0     | 5      | 5      |
|                | 100.0% | 0.0%  | 0.0%  | 0.0%  | 0.0% | 0.0% | 0.0%  | 0.0%  | 0.0%  | 100.0% | 100.0% |
| 釜石             | 6      | 0     | 0     | 0     | 0    | 0    | 1     | 0     | 0     | 7      | 7      |
|                | 85.7%  | 0.0%  | 0.0%  | 0.0%  | 0.0% | 0.0% | 14.3% | 0.0%  | 0.0%  | 100.0% | 100.0% |
| 宮古             | 25     | 0     | 0     | 0     | 0    | 0    | 30    | 1     | 0     | 56     | 26     |
|                | 44.6%  | 0.0%  | 0.0%  | 0.0%  | 0.0% | 0.0% | 53.6% | 1.8%  | 0.0%  | 100.0% | 46.4%  |
| 久慈             | 2      | 0     | 0     | 0     | 0    | 0    | 0     | 20    | 0     | 22     | 2      |
|                | 9.1%   | 0.0%  | 0.0%  | 0.0%  | 0.0% | 0.0% | 0.0%  | 90.9% | 0.0%  | 100.0% | 9.1%   |
| 二戸             | 8      | 0     | 0     | 0     | 0    | 0    | 0     | 0     | 14    | 22     | 8      |
|                | 36.4%  | 0.0%  | 0.0%  | 0.0%  | 0.0% | 0.0% | 0.0%  | 0.0%  | 63.6% | 100.0% | 36.4%  |
| 県外             | 12     | 1     | 4     | 2     | 0    | 0    | 0     | 2     | 1     | 22     |        |
|                | 54.5%  | 4.5%  | 18.2% | 9.1%  | 0.0% | 0.0% | 0.0%  | 9.1%  | 4.5%  | 100.0% |        |
| 合計             | 355    | 125   | 111   | 44    | 0    | 0    | 31    | 23    | 15    | 704    | 74     |
|                | 50.4%  | 17.8% | 15.8% | 6.3%  | 0.0% | 0.0% | 4.4%  | 3.3%  | 2.1%  | 100.0% | 10.9%  |

※患者居住地不明の5名を除く

表 3-2 入院票、二次医療圏別、診療所、流入割合 (上段：実数、下段：割合)

| 患者居住地<br>施設所在地 | 盛岡    | 中部    | 胆江    | 両磐    | 気仙   | 釜石   | 宮古    | 久慈    | 二戸    | 県外   | 合計     | 流入者数  |
|----------------|-------|-------|-------|-------|------|------|-------|-------|-------|------|--------|-------|
|                |       |       |       |       |      |      |       |       |       |      |        | 流入割合  |
| 盛岡             | 277   | 12    | 4     | 4     | 5    | 6    | 25    | 2     | 8     | 12   | 355    | 78    |
|                | 78.0% | 3.4%  | 1.1%  | 1.1%  | 1.4% | 1.7% | 7.0%  | 0.6%  | 2.3%  | 3.4% | 100.0% | 22.0% |
| 中部             | 0     | 123   | 1     | 0     | 0    | 0    | 0     | 0     | 0     | 1    | 125    | 2     |
|                | 0.0%  | 98.4% | 0.8%  | 0.0%  | 0.0% | 0.0% | 0.0%  | 0.0%  | 0.0%  | 0.8% | 100.0% | 1.6%  |
| 胆江             | 0     | 1     | 102   | 4     | 0    | 0    | 0     | 0     | 0     | 4    | 111    | 9     |
|                | 0.0%  | 0.9%  | 91.9% | 3.6%  | 0.0% | 0.0% | 0.0%  | 0.0%  | 0.0%  | 3.6% | 100.0% | 8.1%  |
| 両磐             | 0     | 0     | 0     | 42    | 0    | 0    | 0     | 0     | 0     | 2    | 44     | 2     |
|                | 0.0%  | 0.0%  | 0.0%  | 95.5% | 0.0% | 0.0% | 0.0%  | 0.0%  | 0.0%  | 4.5% | 100.0% | 4.5%  |
| 気仙             | 0     | 0     | 0     | 0     | 0    | 0    | 0     | 0     | 0     | 0    | 0      | 0     |
|                | 0.0%  | 0.0%  | 0.0%  | 0.0%  | 0.0% | 0.0% | 0.0%  | 0.0%  | 0.0%  | 0.0% | 0.0%   | 0.0%  |
| 釜石             | 0     | 0     | 0     | 0     | 0    | 0    | 0     | 0     | 0     | 0    | 0      | 0     |
|                | 2.0%  | 0.0%  | 0.0%  | 0.0%  | 0.0% | 0.0% | 0.0%  | 0.0%  | 0.0%  | 0.0% | 0.0%   | 0.0%  |
| 宮古             | 0     | 0     | 0     | 0     | 0    | 1    | 30    | 0     | 0     | 0    | 31     | 1     |
|                | 0.0%  | 0.0%  | 0.0%  | 0.0%  | 0.0% | 3.2% | 96.8% | 0.0%  | 0.0%  | 0.0% | 100.0% | 3.2%  |
| 久慈             | 0     | 0     | 0     | 0     | 0    | 0    | 1     | 20    | 0     | 2    | 23     | 3     |
|                | 0.0%  | 0.0%  | 0.0%  | 0.0%  | 0.0% | 0.0% | 4.3%  | 87.0% | 0.0%  | 8.7% | 100.0% | 13.0% |
| 二戸             | 0     | 0     | 0     | 0     | 0    | 0    | 0     | 0     | 14    | 1    | 15     | 1     |
|                | 0.0%  | 0.0%  | 0.0%  | 0.0%  | 0.0% | 0.0% | 0.0%  | 0.0%  | 93.3% | 6.7% | 100.0% | 6.7%  |
| 合計             | 277   | 136   | 107   | 50    | 5    | 7    | 56    | 22    | 22    | 22   | 704    | 96    |
|                | 39.3% | 19.3% | 15.2% | 7.1%  | 0.7% | 1.0% | 8.0%  | 3.1%  | 3.1%  | 3.1% | 100.0% | 13.6% |

※患者居住地不明の5名を除く

表 4-1 入院票、二次医療圏別、全体【がん】流出割合（上段：実数、下段：割合）

| 施設所在地<br>患者居住地 | 盛岡    | 中部    | 胆江    | 両磐    | 気仙    | 釜石    | 宮古    | 久慈    | 二戸    | 合計     | 流出者数  |
|----------------|-------|-------|-------|-------|-------|-------|-------|-------|-------|--------|-------|
|                |       |       |       |       |       |       |       |       |       |        | 流出割合  |
| 盛岡             | 452   | 2     | 1     | 0     | 0     | 0     | 0     | 1     | 0     | 456    | 4     |
|                | 99.1% | 0.4%  | 0.2%  | 0.0%  | 0.0%  | 0.0%  | 0.0%  | 0.2%  | 0.0%  | 100.0% | 0.9%  |
| 中部             | 57    | 133   | 2     | 0     | 0     | 0     | 0     | 0     | 0     | 192    | 59    |
|                | 29.7% | 69.3% | 1.0%  | 0.0%  | 0.0%  | 0.0%  | 0.0%  | 0.0%  | 0.0%  | 100.0% | 30.7% |
| 胆江             | 15    | 8     | 108   | 4     | 0     | 0     | 0     | 0     | 0     | 135    | 27    |
|                | 11.1% | 5.9%  | 80.0% | 3.0%  | 0.0%  | 0.0%  | 0.0%  | 0.0%  | 0.0%  | 100.0% | 20.0% |
| 両磐             | 23    | 0     | 16    | 94    | 0     | 0     | 0     | 0     | 0     | 133    | 39    |
|                | 17.3% | 0.0%  | 12.0% | 70.7% | 0.0%  | 0.0%  | 0.0%  | 0.0%  | 0.0%  | 100.0% | 29.3% |
| 気仙             | 20    | 0     | 2     | 0     | 53    | 1     | 0     | 0     | 0     | 76     | 23    |
|                | 26.3% | 0.0%  | 2.6%  | 0.0%  | 69.7% | 1.3%  | 0.0%  | 0.0%  | 0.0%  | 100.0% | 30.3% |
| 釜石             | 16    | 2     | 1     | 0     | 2     | 39    | 0     | 0     | 0     | 60     | 21    |
|                | 26.7% | 3.3%  | 1.7%  | 0.0%  | 3.3%  | 65.0% | 0.0%  | 0.0%  | 0.0%  | 100.0% | 35.0% |
| 宮古             | 50    | 0     | 0     | 0     | 0     | 3     | 57    | 4     | 0     | 114    | 57    |
|                | 43.9% | 0.0%  | 0.0%  | 0.0%  | 0.0%  | 2.6%  | 50.0% | 3.5%  | 0.0%  | 100.0% | 50.0% |
| 久慈             | 4     | 0     | 0     | 0     | 0     | 0     | 0     | 43    | 2     | 49     | 6     |
|                | 8.2%  | 0.0%  | 0.0%  | 0.0%  | 0.0%  | 0.0%  | 0.0%  | 87.8% | 4.1%  | 100.0% | 12.2% |
| 二戸             | 21    | 0     | 0     | 0     | 0     | 0     | 0     | 0     | 44    | 65     | 21    |
|                | 32.3% | 0.0%  | 0.0%  | 0.0%  | 0.0%  | 0.0%  | 0.0%  | 0.0%  | 67.7% | 100.0% | 32.3% |
| 県外             | 47    | 1     | 4     | 9     | 1     | 0     | 0     | 0     | 1     | 63     |       |
|                | 74.6% | 1.6%  | 6.3%  | 14.3% | 1.6%  | 0.0%  | 0.0%  | 0.0%  | 1.6%  | 100.0% |       |
| 合計             | 705   | 146   | 134   | 107   | 56    | 43    | 57    | 48    | 47    | 1,343  | 257   |
|                | 52.5% | 10.9% | 10.0% | 8.0%  | 4.2%  | 3.2%  | 4.2%  | 3.6%  | 3.5%  | 100.0% | 20.1% |

※患者居住地不明の2名を除く

表 4-2 入院票、二次医療圏別、全体【がん】、流入割合（上段：実数、下段：割合）

| 施設所在地<br>患者居住地 | 盛岡    | 中部    | 胆江    | 両磐    | 気仙    | 釜石    | 宮古     | 久慈    | 二戸    | 県外   | 合計     | 流入者数  |
|----------------|-------|-------|-------|-------|-------|-------|--------|-------|-------|------|--------|-------|
|                |       |       |       |       |       |       |        |       |       |      |        | 流入割合  |
| 盛岡             | 452   | 57    | 15    | 23    | 20    | 16    | 50     | 4     | 21    | 47   | 705    | 253   |
|                | 64.1% | 8.1%  | 2.1%  | 3.3%  | 2.8%  | 2.3%  | 7.1%   | 0.6%  | 3.0%  | 6.7% | 100.0% | 35.9% |
| 中部             | 2     | 133   | 8     | 0     | 0     | 2     | 0      | 0     | 0     | 1    | 146    | 13    |
|                | 1.4%  | 91.1% | 5.5%  | 0.0%  | 0.0%  | 1.4%  | 0.0%   | 0.0%  | 0.0%  | 0.7% | 100.0% | 8.9%  |
| 胆江             | 1     | 2     | 108   | 16    | 2     | 1     | 0      | 0     | 0     | 4    | 134    | 26    |
|                | 0.7%  | 1.5%  | 80.6% | 11.9% | 1.5%  | 0.7%  | 0.0%   | 0.0%  | 0.0%  | 3.0% | 100.0% | 19.4% |
| 両磐             | 0     | 0     | 4     | 94    | 0     | 0     | 0      | 0     | 0     | 9    | 107    | 13    |
|                | 0.0%  | 0.0%  | 3.7%  | 87.9% | 0.0%  | 0.0%  | 0.0%   | 0.0%  | 0.0%  | 8.4% | 100.0% | 12.1% |
| 気仙             | 0     | 0     | 0     | 0     | 53    | 2     | 0      | 0     | 0     | 1    | 56     | 3     |
|                | 0.0%  | 0.0%  | 0.0%  | 0.0%  | 94.6% | 3.6%  | 0.0%   | 0.0%  | 0.0%  | 1.8% | 100.0% | 5.4%  |
| 釜石             | 0     | 0     | 0     | 0     | 1     | 39    | 3      | 0     | 0     | 0    | 43     | 4     |
|                | 0.0%  | 0.0%  | 0.0%  | 0.0%  | 2.3%  | 90.7% | 7.0%   | 0.0%  | 0.0%  | 0.0% | 100.0% | 9.3%  |
| 宮古             | 0     | 0     | 0     | 0     | 0     | 0     | 57     | 0     | 0     | 0    | 57     | 0     |
|                | 0.0%  | 0.0%  | 0.0%  | 0.0%  | 0.0%  | 0.0%  | 100.0% | 0.0%  | 0.0%  | 0.0% | 100.0% | 0.0%  |
| 久慈             | 1     | 0     | 0     | 0     | 0     | 0     | 4      | 43    | 0     | 0    | 48     | 5     |
|                | 2.1%  | 0.0%  | 0.0%  | 0.0%  | 0.0%  | 0.0%  | 8.3%   | 89.6% | 0.0%  | 0.0% | 100.0% | 10.4% |
| 二戸             | 0     | 0     | 0     | 0     | 0     | 0     | 0      | 2     | 44    | 1    | 47     | 3     |
|                | 0.0%  | 0.0%  | 0.0%  | 0.0%  | 0.0%  | 0.0%  | 0.0%   | 4.3%  | 93.6% | 2.1% | 100.0% | 6.4%  |
| 合計             | 456   | 192   | 135   | 133   | 76    | 60    | 114    | 49    | 65    | 63   | 1,343  | 320   |
|                | 34.0% | 14.3% | 10.1% | 9.9%  | 5.7%  | 4.5%  | 8.5%   | 3.6%  | 4.8%  | 4.7% | 100.0% | 23.8% |

※患者住所不明者2名を除く

表 5-1 入院票、二次医療圏別、全体【脳卒中】、流出割合（上段：実数、下段：割合）

| 施設所在地<br>患者居住地 | 盛岡    | 中部    | 胆江    | 両磐    | 気仙    | 釜石    | 宮古    | 久慈    | 二戸    | 合計     | 流出者数  |
|----------------|-------|-------|-------|-------|-------|-------|-------|-------|-------|--------|-------|
|                |       |       |       |       |       |       |       |       |       |        | 流出割合  |
| 盛岡             | 766   | 7     | 2     | 0     | 0     | 0     | 1     | 2     | 0     | 778    | 12    |
|                | 98.5% | 0.9%  | 0.3%  | 0.0%  | 0.0%  | 0.0%  | 0.1%  | 0.3%  | 0.0%  | 100.0% | 1.5%  |
| 中部             | 70    | 210   | 12    | 1     | 0     | 3     | 0     | 0     | 0     | 296    | 86    |
|                | 23.6% | 70.9% | 4.1%  | 0.3%  | 0.0%  | 1.0%  | 0.0%  | 0.0%  | 0.0%  | 100.0% | 29.1% |
| 胆江             | 14    | 14    | 205   | 2     | 0     | 0     | 0     | 0     | 0     | 235    | 30    |
|                | 6.0%  | 6.0%  | 87.2% | 0.9%  | 0.0%  | 0.0%  | 0.0%  | 0.0%  | 0.0%  | 100.0% | 12.8% |
| 両磐             | 1     | 2     | 23    | 102   | 0     | 0     | 0     | 0     | 0     | 128    | 26    |
|                | 0.8%  | 1.6%  | 18.0% | 79.7% | 0.0%  | 0.0%  | 0.0%  | 0.0%  | 0.0%  | 100.0% | 20.3% |
| 気仙             | 9     | 4     | 6     | 3     | 37    | 14    | 0     | 0     | 0     | 73     | 36    |
|                | 12.3% | 5.5%  | 8.2%  | 4.1%  | 50.7% | 19.2% | 0.0%  | 0.0%  | 0.0%  | 100.0% | 49.3% |
| 釜石             | 16    | 4     | 1     | 0     | 0     | 76    | 6     | 0     | 0     | 103    | 27    |
|                | 15.5% | 3.9%  | 1.0%  | 0.0%  | 0.0%  | 73.8% | 5.8%  | 0.0%  | 0.0%  | 100.0% | 26.2% |
| 宮古             | 39    | 0     | 0     | 0     | 0     | 5     | 118   | 2     | 0     | 164    | 46    |
|                | 23.8% | 0.0%  | 0.0%  | 0.0%  | 0.0%  | 3.0%  | 72.0% | 1.2%  | 0.0%  | 100.0% | 28.0% |
| 久慈             | 10    | 0     | 0     | 0     | 0     | 0     | 0     | 61    | 4     | 75     | 14    |
|                | 13.3% | 0.0%  | 0.0%  | 0.0%  | 0.0%  | 0.0%  | 0.0%  | 81.3% | 5.3%  | 100.0% | 18.7% |
| 二戸             | 82    | 0     | 0     | 0     | 0     | 0     | 0     | 0     | 49    | 131    | 82    |
|                | 62.6% | 0.0%  | 0.0%  | 0.0%  | 0.0%  | 0.0%  | 0.0%  | 0.0%  | 37.4% | 100.0% | 62.6% |
| 県外             | 9     | 2     | 7     | 12    | 7     | 0     | 0     | 1     | 0     | 38     |       |
|                | 23.7% | 5.3%  | 18.4% | 31.6% | 18.4% | 0.0%  | 0.0%  | 2.6%  | 0.0%  | 100.0% |       |
| 合計             | 1,016 | 243   | 256   | 120   | 44    | 98    | 125   | 66    | 53    | 2,021  | 359   |
|                | 50.3% | 12.0% | 12.7% | 5.9%  | 2.2%  | 4.8%  | 6.2%  | 3.3%  | 2.6%  | 100.0% | 18.1% |

※患者居住地不明の3名を除く

表 5-2 入院票、二次医療圏別、全体【脳卒中】、流入割合（上段：実数、下段：割合）

| 患者居住地<br>施設所在地 | 盛岡    | 中部    | 胆江    | 両磐    | 気仙    | 釜石    | 宮古    | 久慈    | 二戸    | 県外    | 合計     | 流入者数  |
|----------------|-------|-------|-------|-------|-------|-------|-------|-------|-------|-------|--------|-------|
|                |       |       |       |       |       |       |       |       |       |       |        | 流入割合  |
| 盛岡             | 766   | 70    | 14    | 1     | 9     | 16    | 39    | 10    | 82    | 9     | 1,016  | 250   |
|                | 75.4% | 6.9%  | 1.4%  | 0.1%  | 0.9%  | 1.6%  | 3.8%  | 1.0%  | 8.1%  | 0.9%  | 100.0% | 24.6% |
| 中部             | 7     | 210   | 14    | 2     | 4     | 4     | 0     | 0     | 0     | 2     | 243    | 33    |
|                | 2.9%  | 86.4% | 5.8%  | 0.8%  | 1.6%  | 1.6%  | 0.0%  | 0.0%  | 0.0%  | 0.8%  | 100.0% | 13.6% |
| 胆江             | 2     | 12    | 205   | 23    | 6     | 1     | 0     | 0     | 0     | 7     | 256    | 51    |
|                | 0.8%  | 4.7%  | 80.1% | 9.0%  | 2.3%  | 0.4%  | 0.0%  | 0.0%  | 0.0%  | 2.7%  | 100.0% | 19.9% |
| 両磐             | 0     | 1     | 2     | 102   | 3     | 0     | 0     | 0     | 0     | 12    | 120    | 18    |
|                | 0.0%  | 0.8%  | 1.7%  | 85.0% | 2.5%  | 0.0%  | 0.0%  | 0.0%  | 0.0%  | 10.0% | 100.0% | 15.0% |
| 気仙             | 0     | 0     | 0     | 0     | 37    | 0     | 0     | 0     | 0     | 7     | 44     | 7     |
|                | 0.0%  | 0.0%  | 0.0%  | 0.0%  | 84.1% | 0.0%  | 0.0%  | 0.0%  | 0.0%  | 15.9% | 100.0% | 15.9% |
| 釜石             | 0     | 3     | 0     | 0     | 14    | 76    | 5     | 0     | 0     | 0     | 98     | 22    |
|                | 0.0%  | 3.1%  | 0.0%  | 0.0%  | 14.3% | 77.6% | 5.1%  | 0.0%  | 0.0%  | 0.0%  | 100.0% | 22.4% |
| 宮古             | 1     | 0     | 0     | 0     | 0     | 6     | 118   | 0     | 0     | 0     | 125    | 7     |
|                | 0.8%  | 0.0%  | 0.0%  | 0.0%  | 0.0%  | 4.8%  | 94.4% | 0.0%  | 0.0%  | 0.0%  | 100.0% | 5.6%  |
| 久慈             | 2     | 0     | 0     | 0     | 0     | 0     | 2     | 61    | 0     | 1     | 66     | 5     |
|                | 3.0%  | 0.0%  | 0.0%  | 0.0%  | 0.0%  | 0.0%  | 3.0%  | 92.4% | 0.0%  | 1.5%  | 100.0% | 7.6%  |
| 二戸             | 0     | 0     | 0     | 0     | 0     | 0     | 0     | 4     | 49    | 0     | 53     | 4     |
|                | 0.0%  | 0.0%  | 0.0%  | 0.0%  | 0.0%  | 0.0%  | 0.0%  | 7.5%  | 92.5% | 0.0%  | 100.0% | 7.5%  |
| 合計             | 778   | 296   | 235   | 128   | 73    | 103   | 164   | 75    | 131   | 38    | 2,021  | 397   |
|                | 38.5% | 14.6% | 11.6% | 6.3%  | 3.6%  | 5.1%  | 8.1%  | 3.7%  | 6.5%  | 1.9%  | 100.0% | 19.6% |

※患者居住地不明の3名を除く

表 6-1 入院票、二次医療圏別、全体【心疾患】、流出割合 (上段：実数、下段：割合)

| 施設所在地<br>患者居住地 | 盛岡    | 中部    | 胆江    | 両磐    | 気仙    | 釜石    | 宮古    | 久慈    | 二戸    | 合計     | 流出者数  |
|----------------|-------|-------|-------|-------|-------|-------|-------|-------|-------|--------|-------|
|                |       |       |       |       |       |       |       |       |       |        | 流出割合  |
| 盛岡             | 259   | 0     | 0     | 0     | 0     | 0     | 1     | 1     | 0     | 261    | 2     |
|                | 99.2% | 0.0%  | 0.0%  | 0.0%  | 0.0%  | 0.0%  | 0.4%  | 0.4%  | 0.0%  | 100.0% | 0.8%  |
| 中部             | 14    | 86    | 1     | 0     | 0     | 0     | 0     | 0     | 0     | 101    | 15    |
|                | 13.9% | 85.1% | 1.0%  | 0.0%  | 0.0%  | 0.0%  | 0.0%  | 0.0%  | 0.0%  | 100.0% | 14.9% |
| 胆江             | 5     | 1     | 86    | 0     | 0     | 0     | 0     | 0     | 0     | 92     | 6     |
|                | 5.4%  | 1.1%  | 93.5% | 0.0%  | 0.0%  | 0.0%  | 0.0%  | 0.0%  | 0.0%  | 100.0% | 6.5%  |
| 両磐             | 1     | 2     | 2     | 31    | 0     | 0     | 0     | 0     | 0     | 36     | 5     |
|                | 2.8%  | 5.6%  | 5.6%  | 86.1% | 0.0%  | 0.0%  | 0.0%  | 0.0%  | 0.0%  | 100.0% | 13.9% |
| 気仙             | 2     | 1     | 1     | 2     | 28    | 4     | 0     | 0     | 0     | 38     | 10    |
|                | 5.3%  | 2.6%  | 2.6%  | 5.3%  | 73.7% | 10.5% | 0.0%  | 0.0%  | 0.0%  | 100.0% | 26.3% |
| 釜石             | 7     | 0     | 1     | 0     | 0     | 29    | 0     | 0     | 0     | 37     | 8     |
|                | 18.9% | 0.0%  | 2.7%  | 0.0%  | 0.0%  | 78.4% | 0.0%  | 0.0%  | 0.0%  | 100.0% | 21.6% |
| 宮古             | 13    | 0     | 0     | 0     | 0     | 0     | 25    | 2     | 0     | 40     | 15    |
|                | 32.5% | 0.0%  | 0.0%  | 0.0%  | 0.0%  | 0.0%  | 62.5% | 5.0%  | 0.0%  | 100.0% | 37.5% |
| 久慈             | 3     | 0     | 0     | 0     | 0     | 0     | 0     | 30    | 0     | 33     | 3     |
|                | 9.1%  | 0.0%  | 0.0%  | 0.0%  | 0.0%  | 0.0%  | 0.0%  | 90.9% | 0.0%  | 100.0% | 9.1%  |
| 二戸             | 5     | 0     | 0     | 0     | 0     | 0     | 0     | 0     | 22    | 27     | 5     |
|                | 18.5% | 0.0%  | 0.0%  | 0.0%  | 0.0%  | 0.0%  | 0.0%  | 0.0%  | 81.5% | 100.0% | 18.5% |
| 県外             | 9     | 0     | 1     | 0     | 0     | 1     | 0     | 0     | 2     | 13     |       |
|                | 69.2% | 0.0%  | 7.7%  | 0.0%  | 0.0%  | 7.7%  | 0.0%  | 0.0%  | 15.4% | 100.0% |       |
| 合計             | 318   | 90    | 92    | 33    | 28    | 34    | 26    | 33    | 24    | 678    | 69    |
|                | 46.9% | 13.3% | 13.6% | 4.9%  | 4.1%  | 5.0%  | 3.8%  | 4.9%  | 3.5%  | 100.0% | 10.4% |

※患者居住地不明の1名を除く

表 6-2 入院票、二次医療圏別、全体【心疾患】、流入割合 (上段：実数、下段：割合)

| 患者居住地<br>施設所在地 | 盛岡    | 中部    | 胆江    | 両磐    | 気仙     | 釜石    | 宮古    | 久慈    | 二戸    | 県外   | 合計     | 流入者数  |
|----------------|-------|-------|-------|-------|--------|-------|-------|-------|-------|------|--------|-------|
|                |       |       |       |       |        |       |       |       |       |      |        | 流入割合  |
| 盛岡             | 259   | 14    | 5     | 1     | 2      | 7     | 13    | 3     | 5     | 9    | 318    | 59    |
|                | 81.4% | 4.4%  | 1.6%  | 0.3%  | 0.6%   | 2.2%  | 4.1%  | 0.9%  | 1.6%  | 2.8% | 100.0% | 18.6% |
| 中部             | 0     | 86    | 1     | 2     | 1      | 0     | 0     | 0     | 0     | 0    | 90     | 4     |
|                | 0.0%  | 95.6% | 1.1%  | 2.2%  | 1.1%   | 0.0%  | 0.0%  | 0.0%  | 0.0%  | 0.0% | 100.0% | 4.4%  |
| 胆江             | 0     | 1     | 86    | 2     | 1      | 1     | 0     | 0     | 0     | 1    | 92     | 6     |
|                | 0.0%  | 1.1%  | 93.5% | 2.2%  | 1.1%   | 1.1%  | 0.0%  | 0.0%  | 0.0%  | 1.1% | 100.0% | 6.5%  |
| 両磐             | 0     | 0     | 0     | 31    | 2      | 0     | 0     | 0     | 0     | 0    | 33     | 2     |
|                | 0.0%  | 0.0%  | 0.0%  | 93.9% | 6.1%   | 0.0%  | 0.0%  | 0.0%  | 0.0%  | 0.0% | 100.0% | 6.1%  |
| 気仙             | 0     | 0     | 0     | 0     | 28     | 0     | 0     | 0     | 0     | 0    | 28     | 0     |
|                | 0.0%  | 0.0%  | 0.0%  | 0.0%  | 100.0% | 0.0%  | 0.0%  | 0.0%  | 0.0%  | 0.0% | 100.0% | 0.0%  |
| 釜石             | 0     | 0     | 0     | 0     | 4      | 29    | 0     | 0     | 0     | 1    | 34     | 5     |
|                | 0.0%  | 0.0%  | 0.0%  | 0.0%  | 11.8%  | 85.3% | 0.0%  | 0.0%  | 0.0%  | 2.9% | 100.0% | 14.7% |
| 宮古             | 1     | 0     | 0     | 0     | 0      | 0     | 25    | 0     | 0     | 0    | 26     | 1     |
|                | 3.8%  | 0.0%  | 0.0%  | 0.0%  | 0.0%   | 0.0%  | 96.2% | 0.0%  | 0.0%  | 0.0% | 100.0% | 3.8%  |
| 久慈             | 1     | 0     | 0     | 0     | 0      | 0     | 2     | 30    | 0     | 0    | 33     | 3     |
|                | 3.0%  | 0.0%  | 0.0%  | 0.0%  | 0.0%   | 0.0%  | 6.1%  | 90.9% | 0.0%  | 0.0% | 100.0% | 9.1%  |
| 二戸             | 0     | 0     | 0     | 0     | 0      | 0     | 0     | 0     | 22    | 2    | 24     | 2     |
|                | 0.0%  | 0.0%  | 0.0%  | 0.0%  | 0.0%   | 0.0%  | 0.0%  | 0.0%  | 91.7% | 8.3% | 100.0% | 8.3%  |
| 合計             | 261   | 101   | 92    | 36    | 38     | 37    | 40    | 33    | 27    | 13   | 678    | 82    |
|                | 38.5% | 14.9% | 13.6% | 5.3%  | 5.6%   | 5.5%  | 5.9%  | 4.9%  | 4.0%  | 1.9% | 100.0% | 12.1% |

※患者居住地不明の1名を除く

表 7-1 入院票、二次医療圏別、全体【糖尿病】、流出割合 (上段：実数、下段：割合)

| 施設所在地<br>患者居住地 | 盛岡    | 中部    | 胆江    | 両磐    | 気仙    | 釜石    | 宮古    | 久慈    | 二戸    | 合計     | 流出者数  |
|----------------|-------|-------|-------|-------|-------|-------|-------|-------|-------|--------|-------|
|                |       |       |       |       |       |       |       |       |       |        | 流出割合  |
| 盛岡             | 136   | 2     | 0     | 0     | 0     | 0     | 0     | 0     | 0     | 138    | 2     |
|                | 98.6% | 1.4%  | 0.0%  | 0.0%  | 0.0%  | 0.0%  | 0.0%  | 0.0%  | 0.0%  | 100.0% | 1.4%  |
| 中部             | 9     | 34    | 1     | 0     | 0     | 1     | 0     | 0     | 0     | 45     | 11    |
|                | 20.0% | 75.6% | 2.2%  | 0.0%  | 0.0%  | 2.2%  | 0.0%  | 0.0%  | 0.0%  | 100.0% | 24.4% |
| 胆江             | 1     | 1     | 28    | 0     | 0     | 0     | 0     | 0     | 0     | 30     | 2     |
|                | 3.3%  | 3.3%  | 93.3% | 0.0%  | 0.0%  | 0.0%  | 0.0%  | 0.0%  | 0.0%  | 100.0% | 6.7%  |
| 両磐             | 1     | 0     | 3     | 17    | 0     | 0     | 0     | 0     | 0     | 21     | 4     |
|                | 4.8%  | 0.0%  | 14.3% | 81.0% | 0.0%  | 0.0%  | 0.0%  | 0.0%  | 0.0%  | 100.0% | 19.0% |
| 気仙             | 2     | 0     | 0     | 0     | 18    | 1     | 0     | 0     | 0     | 21     | 3     |
|                | 9.5%  | 0.0%  | 0.0%  | 0.0%  | 85.7% | 4.8%  | 0.0%  | 0.0%  | 0.0%  | 100.0% | 14.3% |
| 釜石             | 4     | 0     | 0     | 0     | 0     | 6     | 0     | 0     | 0     | 10     | 4     |
|                | 40.0% | 0.0%  | 0.0%  | 0.0%  | 0.0%  | 60.0% | 0.0%  | 0.0%  | 0.0%  | 100.0% | 40.0% |
| 宮古             | 2     | 0     | 0     | 0     | 0     | 0     | 11    | 0     | 0     | 13     | 2     |
|                | 15.4% | 0.0%  | 0.0%  | 0.0%  | 0.0%  | 0.0%  | 84.6% | 0.0%  | 0.0%  | 100.0% | 15.4% |
| 久慈             | 0     | 0     | 0     | 0     | 0     | 0     | 0     | 5     | 2     | 7      | 2     |
|                | 0.0%  | 0.0%  | 0.0%  | 0.0%  | 0.0%  | 0.0%  | 0.0%  | 71.4% | 28.6% | 100.0% | 28.6% |
| 二戸             | 7     | 0     | 0     | 0     | 0     | 0     | 0     | 0     | 14    | 21     | 7     |
|                | 33.3% | 0.0%  | 0.0%  | 0.0%  | 0.0%  | 0.0%  | 0.0%  | 0.0%  | 66.7% | 100.0% | 33.3% |
| 県外             | 6     | 0     | 2     | 0     | 0     | 0     | 0     | 0     | 0     | 8      |       |
|                | 75.0% | 0.0%  | 25.0% | 0.0%  | 0.0%  | 0.0%  | 0.0%  | 0.0%  | 0.0%  | 100.0% |       |
| 合計             | 168   | 37    | 34    | 17    | 18    | 8     | 11    | 5     | 16    | 314    | 37    |
|                | 53.5% | 11.8% | 10.8% | 5.4%  | 5.7%  | 2.5%  | 3.5%  | 1.6%  | 5.1%  | 100.0% | 12.1% |

表 7-2 入院票、二次医療圏別、全体【糖尿病】、流入割合 (上段：実数、下段：割合)

| 患者居住地<br>施設所在地 | 盛岡    | 中部    | 胆江    | 両磐     | 気仙     | 釜石    | 宮古     | 久慈     | 二戸    | 県外   | 合計     | 流入者数  |
|----------------|-------|-------|-------|--------|--------|-------|--------|--------|-------|------|--------|-------|
|                |       |       |       |        |        |       |        |        |       |      |        | 流入割合  |
| 盛岡             | 136   | 9     | 1     | 1      | 2      | 4     | 2      | 0      | 7     | 6    | 168    | 32    |
|                | 81.0% | 5.4%  | 0.6%  | 0.6%   | 1.2%   | 2.4%  | 1.2%   | 0.0%   | 4.2%  | 3.6% | 100.0% | 19.0% |
| 中部             | 2     | 34    | 1     | 0      | 0      | 0     | 0      | 0      | 0     | 0    | 37     | 3     |
|                | 5.4%  | 91.9% | 2.7%  | 0.0%   | 0.0%   | 0.0%  | 0.0%   | 0.0%   | 0.0%  | 0.0% | 100.0% | 8.1%  |
| 胆江             | 0     | 1     | 28    | 3      | 0      | 0     | 0      | 0      | 0     | 2    | 34     | 6     |
|                | 0.0%  | 2.9%  | 82.4% | 8.8%   | 0.0%   | 0.0%  | 0.0%   | 0.0%   | 0.0%  | 5.9% | 100.0% | 17.6% |
| 両磐             | 0     | 0     | 0     | 17     | 0      | 0     | 0      | 0      | 0     | 0    | 17     | 0     |
|                | 0.0%  | 0.0%  | 0.0%  | 100.0% | 0.0%   | 0.0%  | 0.0%   | 0.0%   | 0.0%  | 0.0% | 100.0% | 0.0%  |
| 気仙             | 0     | 0     | 0     | 0      | 18     | 0     | 0      | 0      | 0     | 0    | 18     | 0     |
|                | 0.0%  | 0.0%  | 0.0%  | 0.0%   | 100.0% | 0.0%  | 0.0%   | 0.0%   | 0.0%  | 0.0% | 100.0% | 0.0%  |
| 釜石             | 0     | 1     | 0     | 0      | 1      | 6     | 0      | 0      | 0     | 0    | 8      | 2     |
|                | 0.0%  | 12.5% | 0.0%  | 0.0%   | 12.5%  | 75.0% | 0.0%   | 0.0%   | 0.0%  | 0.0% | 100.0% | 25.0% |
| 宮古             | 0     | 0     | 0     | 0      | 0      | 0     | 11     | 0      | 0     | 0    | 11     | 0     |
|                | 0.0%  | 0.0%  | 0.0%  | 0.0%   | 0.0%   | 0.0%  | 100.0% | 0.0%   | 0.0%  | 0.0% | 100.0% | 0.0%  |
| 久慈             | 0     | 0     | 0     | 0      | 0      | 0     | 0      | 5      | 0     | 0    | 5      | 0     |
|                | 0.0%  | 0.0%  | 0.0%  | 0.0%   | 0.0%   | 0.0%  | 0.0%   | 100.0% | 0.0%  | 0.0% | 100.0% | 0.0%  |
| 二戸             | 0     | 0     | 0     | 0      | 0      | 0     | 0      | 2      | 14    | 0    | 16     | 2     |
|                | 0.0%  | 0.0%  | 0.0%  | 0.0%   | 0.0%   | 0.0%  | 0.0%   | 12.5%  | 87.5% | 0.0% | 100.0% | 12.5% |
| 合計             | 138   | 45    | 30    | 21     | 21     | 10    | 13     | 7      | 21    | 8    | 314    | 45    |
|                | 43.9% | 14.3% | 9.6%  | 6.7%   | 6.7%   | 3.2%  | 4.1%   | 2.2%   | 6.7%  | 2.5% | 100.0% | 14.3% |

表 8-1 入院票、二次医療圏別、全体【精神疾患】、流出割合 (上段：実数、下段：割合)

| 施設所在地<br>患者居住地 | 盛岡    | 中部    | 胆江    | 両磐    | 気仙    | 釜石    | 宮古    | 久慈    | 二戸    | 合計     | 流出者数  |
|----------------|-------|-------|-------|-------|-------|-------|-------|-------|-------|--------|-------|
|                |       |       |       |       |       |       |       |       |       |        | 流出割合  |
| 盛岡             | 1,204 | 26    | 3     | 2     | 1     | 0     | 3     | 1     | 12    | 1,252  | 48    |
|                | 96.2% | 2.1%  | 0.2%  | 0.2%  | 0.1%  | 0.0%  | 0.2%  | 0.1%  | 1.0%  | 100.0% | 3.8%  |
| 中部             | 106   | 452   | 16    | 6     | 1     | 4     | 1     | 0     | 1     | 587    | 135   |
|                | 18.1% | 77.0% | 2.7%  | 1.0%  | 0.2%  | 0.7%  | 0.2%  | 0.0%  | 0.2%  | 100.0% | 23.0% |
| 胆江             | 24    | 39    | 204   | 40    | 1     | 0     | 0     | 0     | 0     | 308    | 104   |
|                | 7.8%  | 12.7% | 66.2% | 13.0% | 0.3%  | 0.0%  | 0.0%  | 0.0%  | 0.0%  | 100.0% | 33.8% |
| 両磐             | 13    | 11    | 35    | 189   | 1     | 0     | 0     | 0     | 0     | 249    | 60    |
|                | 5.2%  | 4.4%  | 14.1% | 75.9% | 0.4%  | 0.0%  | 0.0%  | 0.0%  | 0.0%  | 100.0% | 24.1% |
| 気仙             | 7     | 14    | 7     | 6     | 142   | 5     | 0     | 0     | 0     | 181    | 39    |
|                | 3.9%  | 7.7%  | 3.9%  | 3.3%  | 78.5% | 2.8%  | 0.0%  | 0.0%  | 0.0%  | 100.0% | 21.5% |
| 釜石             | 9     | 23    | 0     | 0     | 3     | 202   | 19    | 0     | 1     | 257    | 55    |
|                | 3.5%  | 8.9%  | 0.0%  | 0.0%  | 1.2%  | 78.6% | 7.4%  | 0.0%  | 0.4%  | 100.0% | 21.4% |
| 宮古             | 44    | 11    | 1     | 1     | 0     | 3     | 525   | 20    | 1     | 606    | 81    |
|                | 7.3%  | 1.8%  | 0.2%  | 0.2%  | 0.0%  | 0.5%  | 86.6% | 3.3%  | 0.2%  | 100.0% | 13.4% |
| 久慈             | 11    | 3     | 0     | 0     | 1     | 0     | 0     | 188   | 8     | 211    | 23    |
|                | 5.2%  | 1.4%  | 0.0%  | 0.0%  | 0.5%  | 0.0%  | 0.0%  | 89.1% | 3.8%  | 100.0% | 10.9% |
| 二戸             | 34    | 1     | 0     | 0     | 1     | 0     | 1     | 2     | 149   | 188    | 39    |
|                | 18.1% | 0.5%  | 0.0%  | 0.0%  | 0.5%  | 0.0%  | 0.5%  | 1.1%  | 79.3% | 100.0% | 20.7% |
| 県外             | 30    | 67    | 8     | 35    | 10    | 1     | 3     | 6     | 8     | 168    |       |
|                | 17.9% | 39.9% | 4.8%  | 20.8% | 6.0%  | 0.6%  | 1.8%  | 3.6%  | 4.8%  | 100.0% |       |
| 合計             | 1,482 | 647   | 274   | 279   | 161   | 215   | 552   | 217   | 180   | 4,007  | 584   |
|                | 37.0% | 16.1% | 6.8%  | 7.0%  | 4.0%  | 5.4%  | 13.8% | 5.4%  | 4.5%  | 100.0% | 15.2% |

表 8-2 入院票、二次医療圏別、全体【精神疾患】、流入割合 (上段：実数、下段：割合)

| 施設所在地<br>患者居住地 | 盛岡    | 中部    | 胆江    | 両磐    | 気仙    | 釜石    | 宮古    | 久慈    | 二戸    | 県外    | 合計     | 流入者数  |
|----------------|-------|-------|-------|-------|-------|-------|-------|-------|-------|-------|--------|-------|
|                |       |       |       |       |       |       |       |       |       |       |        | 流入割合  |
| 盛岡             | 1,204 | 106   | 24    | 13    | 7     | 9     | 44    | 11    | 34    | 30    | 1,482  | 278   |
|                | 81.2% | 7.2%  | 1.6%  | 0.9%  | 0.5%  | 0.6%  | 3.0%  | 0.7%  | 2.3%  | 2.0%  | 100.0% | 18.8% |
| 中部             | 26    | 452   | 39    | 11    | 14    | 23    | 11    | 3     | 1     | 67    | 647    | 195   |
|                | 4.0%  | 69.9% | 6.0%  | 1.7%  | 2.2%  | 3.6%  | 1.7%  | 0.5%  | 0.2%  | 10.4% | 100.0% | 30.1% |
| 胆江             | 3     | 16    | 204   | 35    | 7     | 0     | 1     | 0     | 0     | 8     | 274    | 70    |
|                | 1.1%  | 5.8%  | 74.5% | 12.8% | 2.6%  | 0.0%  | 0.4%  | 0.0%  | 0.0%  | 2.9%  | 100.0% | 25.5% |
| 両磐             | 2     | 6     | 40    | 189   | 6     | 0     | 1     | 0     | 0     | 35    | 279    | 90    |
|                | 0.7%  | 2.2%  | 14.3% | 67.7% | 2.2%  | 0.0%  | 0.4%  | 0.0%  | 0.0%  | 12.5% | 100.0% | 32.3% |
| 気仙             | 1     | 1     | 1     | 1     | 142   | 3     | 0     | 1     | 1     | 10    | 161    | 19    |
|                | 0.6%  | 0.6%  | 0.6%  | 0.6%  | 88.2% | 1.9%  | 0.0%  | 0.6%  | 0.6%  | 6.2%  | 100.0% | 11.8% |
| 釜石             | 0     | 4     | 0     | 0     | 5     | 202   | 3     | 0     | 0     | 1     | 215    | 13    |
|                | 0.0%  | 1.9%  | 0.0%  | 0.0%  | 2.3%  | 94.0% | 1.4%  | 0.0%  | 0.0%  | 0.5%  | 100.0% | 6.0%  |
| 宮古             | 3     | 1     | 0     | 0     | 0     | 19    | 525   | 0     | 1     | 3     | 552    | 27    |
|                | 0.5%  | 0.2%  | 0.0%  | 0.0%  | 0.0%  | 3.4%  | 95.1% | 0.0%  | 0.2%  | 0.5%  | 100.0% | 4.9%  |
| 久慈             | 1     | 0     | 0     | 0     | 0     | 0     | 20    | 188   | 2     | 6     | 217    | 29    |
|                | 0.5%  | 0.0%  | 0.0%  | 0.0%  | 0.0%  | 0.0%  | 9.2%  | 86.6% | 0.9%  | 2.8%  | 100.0% | 13.4% |
| 二戸             | 12    | 1     | 0     | 0     | 0     | 1     | 1     | 8     | 149   | 8     | 180    | 31    |
|                | 6.7%  | 0.6%  | 0.0%  | 0.0%  | 0.0%  | 0.6%  | 0.6%  | 4.4%  | 82.8% | 4.4%  | 100.0% | 17.2% |
| 合計             | 1,252 | 587   | 308   | 249   | 181   | 257   | 606   | 211   | 188   | 168   | 4,007  | 752   |
|                | 31.2% | 14.6% | 7.7%  | 6.2%  | 4.5%  | 6.4%  | 15.1% | 5.3%  | 4.7%  | 4.2%  | 100.0% | 18.8% |



表 9-1 入院票、二次医療圏別、全体【周産期】、流出割合 (上段：実数、下段：割合)

| 施設所在地<br>患者居住地 | 盛岡    | 中部    | 胆江    | 両磐    | 気仙    | 釜石    | 宮古    | 久慈    | 二戸    | 合計     | 流出者数  |
|----------------|-------|-------|-------|-------|-------|-------|-------|-------|-------|--------|-------|
|                |       |       |       |       |       |       |       |       |       |        | 流出割合  |
| 盛岡             | 100   | 1     | 0     | 0     | 1     | 0     | 0     | 0     | 0     | 102    | 2     |
|                | 98.0% | 1.0%  | 0.0%  | 0.0%  | 1.0%  | 0.0%  | 0.0%  | 0.0%  | 0.0%  | 100.0% | 2.0%  |
| 中部             | 17    | 43    | 0     | 0     | 0     | 0     | 0     | 1     | 0     | 61     | 18    |
|                | 27.9% | 70.5% | 0.0%  | 0.0%  | 0.0%  | 0.0%  | 0.0%  | 1.6%  | 0.0%  | 100.0% | 29.5% |
| 胆江             | 9     | 6     | 15    | 0     | 0     | 0     | 0     | 0     | 0     | 30     | 15    |
|                | 30.0% | 20.0% | 50.0% | 0.0%  | 0.0%  | 0.0%  | 0.0%  | 0.0%  | 0.0%  | 100.0% | 50.0% |
| 両磐             | 5     | 1     | 1     | 3     | 0     | 0     | 0     | 0     | 0     | 10     | 7     |
|                | 50.0% | 10.0% | 10.0% | 30.0% | 0.0%  | 0.0%  | 0.0%  | 0.0%  | 0.0%  | 100.0% | 70.0% |
| 気仙             | 6     | 0     | 0     | 0     | 25    | 0     | 0     | 0     | 0     | 31     | 6     |
|                | 19.4% | 0.0%  | 0.0%  | 0.0%  | 80.6% | 0.0%  | 0.0%  | 0.0%  | 0.0%  | 100.0% | 19.4% |
| 釜石             | 3     | 0     | 0     | 0     | 6     | 7     | 0     | 0     | 0     | 16     | 9     |
|                | 18.8% | 0.0%  | 0.0%  | 0.0%  | 37.5% | 43.8% | 0.0%  | 0.0%  | 0.0%  | 100.0% | 56.3% |
| 宮古             | 11    | 0     | 0     | 0     | 0     | 1     | 7     | 1     | 0     | 20     | 13    |
|                | 55.0% | 0.0%  | 0.0%  | 0.0%  | 0.0%  | 5.0%  | 35.0% | 5.0%  | 0.0%  | 100.0% | 65.0% |
| 久慈             | 1     | 0     | 0     | 0     | 0     | 0     | 0     | 12    | 0     | 13     | 1     |
|                | 7.7%  | 0.0%  | 0.0%  | 0.0%  | 0.0%  | 0.0%  | 0.0%  | 92.3% | 0.0%  | 100.0% | 7.7%  |
| 二戸             | 1     | 0     | 0     | 0     | 0     | 0     | 0     | 0     | 2     | 3      | 1     |
|                | 33.3% | 0.0%  | 0.0%  | 0.0%  | 0.0%  | 0.0%  | 0.0%  | 0.0%  | 66.7% | 100.0% | 33.3% |
| 県外             | 10    | 8     | 0     | 0     | 3     | 2     | 3     | 2     | 0     | 28     |       |
|                | 35.7% | 28.6% | 0.0%  | 0.0%  | 10.7% | 7.1%  | 10.7% | 7.1%  | 0.0%  | 100.0% |       |
| 合計             | 163   | 59    | 16    | 3     | 35    | 10    | 10    | 16    | 2     | 314    | 72    |
|                | 51.9% | 18.8% | 5.1%  | 1.0%  | 11.1% | 3.2%  | 3.2%  | 5.1%  | 0.6%  | 100.0% | 25.2% |

表 9-2 入院票、二次医療圏別、全体【周産期】、流入割合 (上段：実数、下段：割合)

| 患者居住地<br>施設所在地 | 盛岡    | 中部    | 胆江    | 両磐     | 気仙    | 釜石    | 宮古    | 久慈    | 二戸     | 県外    | 合計     | 流入者数  |
|----------------|-------|-------|-------|--------|-------|-------|-------|-------|--------|-------|--------|-------|
|                |       |       |       |        |       |       |       |       |        |       |        | 流入割合  |
| 盛岡             | 100   | 17    | 9     | 5      | 6     | 3     | 11    | 1     | 1      | 10    | 163    | 63    |
|                | 61.3% | 10.4% | 5.5%  | 3.1%   | 3.7%  | 1.8%  | 6.7%  | 0.6%  | 0.6%   | 6.1%  | 100.0% | 38.7% |
| 中部             | 1     | 43    | 6     | 1      | 0     | 0     | 0     | 0     | 0      | 8     | 59     | 16    |
|                | 1.7%  | 72.9% | 10.2% | 1.7%   | 0.0%  | 0.0%  | 0.0%  | 0.0%  | 0.0%   | 13.6% | 100.0% | 27.1% |
| 胆江             | 0     | 0     | 15    | 1      | 0     | 0     | 0     | 0     | 0      | 0     | 16     | 1     |
|                | 0.0%  | 0.0%  | 93.8% | 6.3%   | 0.0%  | 0.0%  | 0.0%  | 0.0%  | 0.0%   | 0.0%  | 100.0% | 6.3%  |
| 両磐             | 0     | 0     | 0     | 3      | 0     | 0     | 0     | 0     | 0      | 0     | 3      | 0     |
|                | 0.0%  | 0.0%  | 0.0%  | 100.0% | 0.0%  | 0.0%  | 0.0%  | 0.0%  | 0.0%   | 0.0%  | 100.0% | 0.0%  |
| 気仙             | 1     | 0     | 0     | 0      | 25    | 6     | 0     | 0     | 0      | 3     | 35     | 10    |
|                | 2.9%  | 0.0%  | 0.0%  | 0.0%   | 71.4% | 17.1% | 0.0%  | 0.0%  | 0.0%   | 8.6%  | 100.0% | 28.6% |
| 釜石             | 0     | 0     | 0     | 0      | 0     | 7     | 1     | 0     | 0      | 2     | 10     | 3     |
|                | 0.0%  | 0.0%  | 0.0%  | 0.0%   | 0.0%  | 70.0% | 10.0% | 0.0%  | 0.0%   | 20.0% | 100.0% | 30.0% |
| 宮古             | 0     | 0     | 0     | 0      | 0     | 0     | 7     | 0     | 0      | 3     | 10     | 3     |
|                | 0.0%  | 0.0%  | 0.0%  | 0.0%   | 0.0%  | 0.0%  | 70.0% | 0.0%  | 0.0%   | 30.0% | 100.0% | 30.0% |
| 久慈             | 0     | 1     | 0     | 0      | 0     | 0     | 1     | 12    | 0      | 2     | 16     | 4     |
|                | 0.0%  | 6.3%  | 0.0%  | 0.0%   | 0.0%  | 0.0%  | 6.3%  | 75.0% | 0.0%   | 12.5% | 100.0% | 25.0% |
| 二戸             | 0     | 0     | 0     | 0      | 0     | 0     | 0     | 0     | 2      | 0     | 2      | 0     |
|                | 0.0%  | 0.0%  | 0.0%  | 0.0%   | 0.0%  | 0.0%  | 0.0%  | 0.0%  | 100.0% | 0.0%  | 100.0% | 0.0%  |
| 合計             | 102   | 61    | 30    | 10     | 31    | 16    | 20    | 13    | 3      | 28    | 314    | 100   |
|                | 32.5% | 19.4% | 9.6%  | 3.2%   | 9.9%  | 5.1%  | 6.4%  | 4.1%  | 1.0%   | 8.9%  | 100.0% | 31.8% |

表 10-1 入院票、二次医療圏別、全体【その他】、流出割合 (上段：実数、下段：割合)

| 施設所在地<br>患者居住地 | 盛岡    | 中部    | 胆江    | 両磐    | 気仙    | 釜石    | 宮古    | 久慈    | 二戸    | 合計     | 流出者数  |
|----------------|-------|-------|-------|-------|-------|-------|-------|-------|-------|--------|-------|
|                |       |       |       |       |       |       |       |       |       |        | 流出割合  |
| 盛岡             | 2,090 | 29    | 2     | 0     | 0     | 3     | 0     | 6     | 10    | 2,140  | 50    |
|                | 97.7% | 1.4%  | 0.1%  | 0.0%  | 0.0%  | 0.1%  | 0.0%  | 0.3%  | 0.5%  | 100.0% | 2.3%  |
| 中部             | 168   | 662   | 22    | 1     | 0     | 13    | 0     | 0     | 2     | 868    | 206   |
|                | 19.4% | 76.3% | 2.5%  | 0.1%  | 0.0%  | 1.5%  | 0.0%  | 0.0%  | 0.2%  | 100.0% | 23.7% |
| 胆江             | 42    | 25    | 498   | 15    | 0     | 1     | 0     | 0     | 0     | 581    | 83    |
|                | 7.2%  | 4.3%  | 85.7% | 2.6%  | 0.0%  | 0.2%  | 0.0%  | 0.0%  | 0.0%  | 100.0% | 14.3% |
| 両磐             | 27    | 1     | 35    | 499   | 2     | 0     | 0     | 0     | 0     | 564    | 65    |
|                | 4.8%  | 0.2%  | 6.2%  | 88.5% | 0.4%  | 0.0%  | 0.0%  | 0.0%  | 0.0%  | 100.0% | 11.5% |
| 気仙             | 39    | 12    | 4     | 3     | 182   | 9     | 0     | 0     | 0     | 249    | 67    |
|                | 15.7% | 4.8%  | 1.6%  | 1.2%  | 73.1% | 3.6%  | 0.0%  | 0.0%  | 0.0%  | 100.0% | 26.9% |
| 釜石             | 50    | 9     | 1     | 0     | 3     | 351   | 7     | 0     | 1     | 422    | 71    |
|                | 11.8% | 2.1%  | 0.2%  | 0.0%  | 0.7%  | 83.2% | 1.7%  | 0.0%  | 0.2%  | 100.0% | 16.8% |
| 宮古             | 133   | 2     | 0     | 0     | 0     | 18    | 316   | 10    | 1     | 480    | 164   |
|                | 27.7% | 0.4%  | 0.0%  | 0.0%  | 0.0%  | 3.8%  | 65.8% | 2.1%  | 0.2%  | 100.0% | 34.2% |
| 久慈             | 18    | 0     | 1     | 0     | 0     | 2     | 1     | 161   | 5     | 188    | 27    |
|                | 9.6%  | 0.0%  | 0.5%  | 0.0%  | 0.0%  | 1.1%  | 0.5%  | 85.6% | 2.7%  | 100.0% | 14.4% |
| 二戸             | 77    | 1     | 0     | 0     | 0     | 0     | 0     | 1     | 187   | 266    | 79    |
|                | 28.9% | 0.4%  | 0.0%  | 0.0%  | 0.0%  | 0.0%  | 0.0%  | 0.4%  | 70.3% | 100.0% | 29.7% |
| 県外             | 113   | 14    | 15    | 53    | 11    | 5     | 2     | 2     | 17    | 232    |       |
|                | 48.7% | 6.0%  | 6.5%  | 22.8% | 4.7%  | 2.2%  | 0.9%  | 0.9%  | 7.3%  | 100.0% |       |
| 合計             | 2,757 | 755   | 578   | 571   | 198   | 402   | 326   | 180   | 223   | 5,990  | 812   |
|                | 46.0% | 12.6% | 9.6%  | 9.5%  | 3.3%  | 6.7%  | 5.4%  | 3.0%  | 3.7%  | 100.0% | 14.1% |

※患者居住地不明の7名を除く

表 10-2 入院票、二次医療圏別、全体【その他】、流入割合 (上段：実数、下段：割合)

| 患者居住地<br>施設所在地 | 盛岡    | 中部    | 胆江    | 両磐    | 気仙    | 釜石    | 宮古    | 久慈    | 二戸    | 県外   | 合計     | 流入者数  |
|----------------|-------|-------|-------|-------|-------|-------|-------|-------|-------|------|--------|-------|
|                |       |       |       |       |       |       |       |       |       |      |        | 流入割合  |
| 盛岡             | 2,090 | 168   | 42    | 27    | 39    | 50    | 133   | 18    | 77    | 113  | 2,757  | 667   |
|                | 75.8% | 6.1%  | 1.5%  | 1.0%  | 1.4%  | 1.8%  | 4.8%  | 0.7%  | 2.8%  | 4.1% | 100.0% | 24.2% |
| 中部             | 29    | 662   | 25    | 1     | 12    | 9     | 2     | 0     | 1     | 14   | 755    | 93    |
|                | 3.8%  | 87.7% | 3.3%  | 0.1%  | 1.6%  | 1.2%  | 0.3%  | 0.0%  | 0.1%  | 1.9% | 100.0% | 12.3% |
| 胆江             | 2     | 22    | 498   | 35    | 4     | 1     | 0     | 1     | 0     | 15   | 578    | 80    |
|                | 0.3%  | 3.8%  | 86.2% | 6.1%  | 0.7%  | 0.2%  | 0.0%  | 0.2%  | 0.0%  | 2.6% | 100.0% | 13.8% |
| 両磐             | 0     | 1     | 15    | 499   | 3     | 0     | 0     | 0     | 0     | 53   | 571    | 72    |
|                | 0.0%  | 0.2%  | 2.6%  | 87.4% | 0.5%  | 0.0%  | 0.0%  | 0.0%  | 0.0%  | 9.3% | 100.0% | 12.6% |
| 気仙             | 0     | 0     | 0     | 2     | 182   | 3     | 0     | 0     | 0     | 11   | 198    | 16    |
|                | 0.0%  | 0.0%  | 0.0%  | 1.0%  | 91.9% | 1.5%  | 0.0%  | 0.0%  | 0.0%  | 5.6% | 100.0% | 8.1%  |
| 釜石             | 3     | 13    | 1     | 0     | 9     | 351   | 18    | 2     | 0     | 5    | 402    | 51    |
|                | 0.7%  | 3.2%  | 0.2%  | 0.0%  | 2.2%  | 87.3% | 4.5%  | 0.5%  | 0.0%  | 1.2% | 100.0% | 12.7% |
| 宮古             | 0     | 0     | 0     | 0     | 0     | 7     | 316   | 1     | 0     | 2    | 326    | 10    |
|                | 0.0%  | 0.0%  | 0.0%  | 0.0%  | 0.0%  | 2.1%  | 96.9% | 0.3%  | 0.0%  | 0.6% | 100.0% | 3.1%  |
| 久慈             | 6     | 0     | 0     | 0     | 0     | 0     | 10    | 161   | 1     | 2    | 180    | 19    |
|                | 3.3%  | 0.0%  | 0.0%  | 0.0%  | 0.0%  | 0.0%  | 5.6%  | 89.4% | 0.6%  | 1.1% | 100.0% | 10.6% |
| 二戸             | 10    | 2     | 0     | 0     | 0     | 1     | 1     | 5     | 187   | 17   | 223    | 36    |
|                | 4.5%  | 0.9%  | 0.0%  | 0.0%  | 0.0%  | 0.4%  | 0.4%  | 2.2%  | 83.9% | 7.6% | 100.0% | 16.1% |
| 合計             | 2,140 | 868   | 581   | 564   | 249   | 422   | 480   | 188   | 266   | 232  | 5,990  | 1,044 |
|                | 35.7% | 14.5% | 9.7%  | 9.4%  | 4.2%  | 7.0%  | 8.0%  | 3.1%  | 4.4%  | 3.9% | 100.0% | 17.4% |

※患者居住地不明の7名を除く

表 11-1 入院票、二次医療圏別、全体【小児科】、流出割合（上段：実数、下段：割合）

| 施設所在地<br>患者居住地 | 盛岡    | 中部    | 胆江    | 両磐    | 気仙    | 釜石    | 宮古    | 久慈    | 二戸    | 合計     | 流出者数  |
|----------------|-------|-------|-------|-------|-------|-------|-------|-------|-------|--------|-------|
|                |       |       |       |       |       |       |       |       |       |        | 流出割合  |
| 盛岡             | 113   | 12    | 0     | 0     | 0     | 0     | 0     | 1     | 1     | 127    | 14    |
|                | 89.0% | 9.4%  | 0.0%  | 0.0%  | 0.0%  | 0.0%  | 0.0%  | 0.8%  | 0.8%  | 100.0% | 11.0% |
| 中部             | 25    | 44    | 0     | 0     | 0     | 0     | 0     | 0     | 1     | 70     | 26    |
|                | 35.7% | 62.9% | 0.0%  | 0.0%  | 0.0%  | 0.0%  | 0.0%  | 0.0%  | 1.4%  | 100.0% | 37.1% |
| 胆江             | 12    | 8     | 22    | 0     | 0     | 0     | 0     | 0     | 0     | 42     | 20    |
|                | 28.6% | 19.0% | 52.4% | 0.0%  | 0.0%  | 0.0%  | 0.0%  | 0.0%  | 0.0%  | 100.0% | 47.6% |
| 両磐             | 5     | 3     | 0     | 23    | 0     | 0     | 0     | 0     | 0     | 31     | 8     |
|                | 16.1% | 9.7%  | 0.0%  | 74.2% | 0.0%  | 0.0%  | 0.0%  | 0.0%  | 0.0%  | 100.0% | 25.8% |
| 気仙             | 9     | 3     | 0     | 0     | 16    | 0     | 0     | 0     | 0     | 28     | 12    |
|                | 32.1% | 10.7% | 0.0%  | 0.0%  | 57.1% | 0.0%  | 0.0%  | 0.0%  | 0.0%  | 100.0% | 42.9% |
| 釜石             | 2     | 0     | 0     | 0     | 3     | 6     | 1     | 0     | 0     | 12     | 6     |
|                | 16.7% | 0.0%  | 0.0%  | 0.0%  | 25.0% | 50.0% | 8.3%  | 0.0%  | 0.0%  | 100.0% | 50.0% |
| 宮古             | 11    | 4     | 0     | 0     | 0     | 0     | 7     | 0     | 0     | 22     | 15    |
|                | 50.0% | 18.2% | 0.0%  | 0.0%  | 0.0%  | 0.0%  | 31.8% | 0.0%  | 0.0%  | 100.0% | 68.2% |
| 久慈             | 1     | 2     | 0     | 0     | 0     | 0     | 0     | 6     | 1     | 10     | 4     |
|                | 10.0% | 20.0% | 0.0%  | 0.0%  | 0.0%  | 0.0%  | 0.0%  | 60.0% | 10.0% | 100.0% | 40.0% |
| 二戸             | 4     | 1     | 0     | 0     | 0     | 0     | 0     | 0     | 7     | 12     | 5     |
|                | 33.3% | 8.3%  | 0.0%  | 0.0%  | 0.0%  | 0.0%  | 0.0%  | 0.0%  | 58.3% | 100.0% | 41.7% |
| 県外             | 9     | 28    | 0     | 9     | 0     | 0     | 2     | 0     | 0     | 48     |       |
|                | 18.8% | 58.3% | 0.0%  | 18.8% | 0.0%  | 0.0%  | 4.2%  | 0.0%  | 0.0%  | 100.0% |       |
| 合計             | 191   | 105   | 22    | 32    | 19    | 6     | 10    | 7     | 10    | 402    | 110   |
|                | 47.5% | 26.1% | 5.5%  | 8.0%  | 4.7%  | 1.5%  | 2.5%  | 1.7%  | 2.5%  | 100.0% | 31.1% |

表 11-2 入院票、二次医療圏別、全体【小児科】、流入割合（上段：実数、下段：割合）

| 患者居住地<br>施設所在地 | 盛岡    | 中部    | 胆江     | 両磐    | 気仙    | 釜石     | 宮古    | 久慈    | 二戸    | 県外    | 合計     | 流入者数  |
|----------------|-------|-------|--------|-------|-------|--------|-------|-------|-------|-------|--------|-------|
|                |       |       |        |       |       |        |       |       |       |       |        | 流入割合  |
| 盛岡             | 113   | 25    | 12     | 5     | 9     | 2      | 11    | 1     | 4     | 9     | 191    | 78    |
|                | 59.2% | 13.1% | 6.3%   | 2.6%  | 4.7%  | 1.0%   | 5.8%  | 0.5%  | 2.1%  | 4.7%  | 100.0% | 40.8% |
| 中部             | 12    | 44    | 8      | 3     | 3     | 0      | 4     | 2     | 1     | 28    | 105    | 61    |
|                | 11.4% | 41.9% | 7.6%   | 2.9%  | 2.9%  | 0.0%   | 3.8%  | 1.9%  | 1.0%  | 26.7% | 100.0% | 58.1% |
| 胆江             | 0     | 0     | 22     | 0     | 0     | 0      | 0     | 0     | 0     | 0     | 22     | 0     |
|                | 0.0%  | 0.0%  | 100.0% | 0.0%  | 0.0%  | 0.0%   | 0.0%  | 0.0%  | 0.0%  | 0.0%  | 100.0% | 0.0%  |
| 両磐             | 0     | 0     | 0      | 23    | 0     | 0      | 0     | 0     | 0     | 9     | 32     | 9     |
|                | 0.0%  | 0.0%  | 0.0%   | 71.9% | 0.0%  | 0.0%   | 0.0%  | 0.0%  | 0.0%  | 28.1% | 100.0% | 28.1% |
| 気仙             | 0     | 0     | 0      | 0     | 16    | 3      | 0     | 0     | 0     | 0     | 19     | 3     |
|                | 0.0%  | 0.0%  | 0.0%   | 0.0%  | 84.2% | 15.8%  | 0.0%  | 0.0%  | 0.0%  | 0.0%  | 100.0% | 15.8% |
| 釜石             | 0     | 0     | 0      | 0     | 0     | 6      | 0     | 0     | 0     | 0     | 6      | 0     |
|                | 0.0%  | 0.0%  | 0.0%   | 0.0%  | 0.0%  | 100.0% | 0.0%  | 0.0%  | 0.0%  | 0.0%  | 100.0% | 0.0%  |
| 宮古             | 0     | 0     | 0      | 0     | 0     | 1      | 7     | 0     | 0     | 2     | 10     | 3     |
|                | 0.0%  | 0.0%  | 0.0%   | 0.0%  | 0.0%  | 10.0%  | 70.0% | 0.0%  | 0.0%  | 20.0% | 100.0% | 30.0% |
| 久慈             | 1     | 0     | 0      | 0     | 0     | 0      | 0     | 6     | 0     | 0     | 7      | 1     |
|                | 14.3% | 0.0%  | 0.0%   | 0.0%  | 0.0%  | 0.0%   | 0.0%  | 85.7% | 0.0%  | 0.0%  | 100.0% | 14.3% |
| 二戸             | 1     | 1     | 0      | 0     | 0     | 0      | 0     | 1     | 7     | 0     | 10     | 3     |
|                | 10.0% | 10.0% | 0.0%   | 0.0%  | 0.0%  | 0.0%   | 0.0%  | 10.0% | 70.0% | 0.0%  | 100.0% | 30.0% |
| 合計             | 127   | 70    | 42     | 31    | 28    | 12     | 22    | 10    | 12    | 48    | 402    | 158   |
|                | 31.6% | 17.4% | 10.4%  | 7.7%  | 7.0%  | 3.0%   | 5.5%  | 2.5%  | 3.0%  | 11.9% | 100.0% | 39.3% |

表 12-1 入院票、二次医療圏別、全体【産婦人科】、流出割合（上段：実数、下段：割合）

| 施設所在地<br>患者居住地 | 盛岡    | 中部    | 胆江    | 両磐    | 気仙    | 釜石    | 宮古    | 久慈    | 二戸    | 合計     | 流出者数  |
|----------------|-------|-------|-------|-------|-------|-------|-------|-------|-------|--------|-------|
|                |       |       |       |       |       |       |       |       |       |        | 流出割合  |
| 盛岡             | 155   | 1     | 0     | 0     | 1     | 0     | 0     | 0     | 3     | 160    | 5     |
|                | 96.9% | 0.6%  | 0.0%  | 0.0%  | 0.6%  | 0.0%  | 0.0%  | 0.0%  | 1.9%  | 100.0% | 3.1%  |
| 中部             | 19    | 38    | 0     | 0     | 0     | 0     | 0     | 1     | 1     | 59     | 21    |
|                | 32.2% | 64.4% | 0.0%  | 0.0%  | 0.0%  | 0.0%  | 0.0%  | 1.7%  | 1.7%  | 100.0% | 35.6% |
| 胆江             | 7     | 7     | 28    | 3     | 0     | 0     | 0     | 0     | 0     | 45     | 17    |
|                | 15.6% | 15.6% | 62.2% | 6.7%  | 0.0%  | 0.0%  | 0.0%  | 0.0%  | 0.0%  | 100.0% | 37.8% |
| 両磐             | 2     | 1     | 1     | 43    | 0     | 0     | 0     | 0     | 0     | 47     | 4     |
|                | 4.3%  | 2.1%  | 2.1%  | 91.5% | 0.0%  | 0.0%  | 0.0%  | 0.0%  | 0.0%  | 100.0% | 8.5%  |
| 気仙             | 1     | 0     | 0     | 0     | 22    | 0     | 0     | 0     | 0     | 23     | 1     |
|                | 4.3%  | 0.0%  | 0.0%  | 0.0%  | 95.7% | 0.0%  | 0.0%  | 0.0%  | 0.0%  | 100.0% | 4.3%  |
| 釜石             | 3     | 0     | 0     | 0     | 3     | 7     | 0     | 0     | 0     | 13     | 6     |
|                | 23.1% | 0.0%  | 0.0%  | 0.0%  | 23.1% | 53.8% | 0.0%  | 0.0%  | 0.0%  | 100.0% | 46.2% |
| 宮古             | 9     | 0     | 0     | 0     | 0     | 1     | 21    | 1     | 0     | 32     | 11    |
|                | 28.1% | 0.0%  | 0.0%  | 0.0%  | 0.0%  | 3.1%  | 65.6% | 3.1%  | 0.0%  | 100.0% | 34.4% |
| 久慈             | 1     | 0     | 0     | 0     | 0     | 0     | 0     | 18    | 2     | 21     | 3     |
|                | 4.8%  | 0.0%  | 0.0%  | 0.0%  | 0.0%  | 0.0%  | 0.0%  | 85.7% | 9.5%  | 100.0% | 14.3% |
| 二戸             | 2     | 0     | 0     | 0     | 0     | 0     | 0     | 0     | 27    | 29     | 2     |
|                | 6.9%  | 0.0%  | 0.0%  | 0.0%  | 0.0%  | 0.0%  | 0.0%  | 0.0%  | 93.1% | 100.0% | 6.9%  |
| 県外             | 25    | 8     | 0     | 15    | 3     | 2     | 3     | 2     | 11    | 69     |       |
|                | 36.2% | 11.6% | 0.0%  | 21.7% | 4.3%  | 2.9%  | 4.3%  | 2.9%  | 15.9% | 100.0% |       |
| 合計             | 224   | 55    | 29    | 61    | 29    | 10    | 24    | 22    | 44    | 498    | 70    |
|                | 45.0% | 11.0% | 5.8%  | 12.2% | 5.8%  | 2.0%  | 4.8%  | 4.4%  | 8.8%  | 100.0% | 16.3% |

※患者居住地不明の1名を除く

表 12-2 入院票、二次医療圏別、全体【産婦人科】、流入割合（上段：実数、下段：割合）

| 患者居住地<br>施設所在地 | 盛岡    | 中部    | 胆江    | 両磐    | 気仙    | 釜石    | 宮古    | 久慈    | 二戸    | 県外    | 合計     | 流入者数  |
|----------------|-------|-------|-------|-------|-------|-------|-------|-------|-------|-------|--------|-------|
|                |       |       |       |       |       |       |       |       |       |       |        | 流入割合  |
| 盛岡             | 155   | 19    | 7     | 2     | 1     | 3     | 9     | 1     | 2     | 25    | 224    | 69    |
|                | 69.2% | 8.5%  | 3.1%  | 0.9%  | 0.4%  | 1.3%  | 4.0%  | 0.4%  | 0.9%  | 11.2% | 100.0% | 30.8% |
| 中部             | 1     | 38    | 7     | 1     | 0     | 0     | 0     | 0     | 0     | 8     | 55     | 17    |
|                | 1.8%  | 69.1% | 12.7% | 1.8%  | 0.0%  | 0.0%  | 0.0%  | 0.0%  | 0.0%  | 14.5% | 100.0% | 30.9% |
| 胆江             | 0     | 0     | 28    | 1     | 0     | 0     | 0     | 0     | 0     | 0     | 29     | 1     |
|                | 0.0%  | 0.0%  | 96.6% | 3.4%  | 0.0%  | 0.0%  | 0.0%  | 0.0%  | 0.0%  | 0.0%  | 100.0% | 3.4%  |
| 両磐             | 0     | 0     | 3     | 43    | 0     | 0     | 0     | 0     | 0     | 15    | 61     | 18    |
|                | 0.0%  | 0.0%  | 4.9%  | 70.5% | 0.0%  | 0.0%  | 0.0%  | 0.0%  | 0.0%  | 24.6% | 100.0% | 29.5% |
| 気仙             | 1     | 0     | 0     | 0     | 22    | 3     | 0     | 0     | 0     | 3     | 29     | 7     |
|                | 3.4%  | 0.0%  | 0.0%  | 0.0%  | 75.9% | 10.3% | 0.0%  | 0.0%  | 0.0%  | 10.3% | 100.0% | 24.1% |
| 釜石             | 0     | 0     | 0     | 0     | 0     | 7     | 1     | 0     | 0     | 2     | 10     | 3     |
|                | 0.0%  | 0.0%  | 0.0%  | 0.0%  | 0.0%  | 70.0% | 10.0% | 0.0%  | 0.0%  | 20.0% | 100.0% | 30.0% |
| 宮古             | 0     | 0     | 0     | 0     | 0     | 0     | 21    | 0     | 0     | 3     | 24     | 3     |
|                | 0.0%  | 0.0%  | 0.0%  | 0.0%  | 0.0%  | 0.0%  | 87.5% | 0.0%  | 0.0%  | 12.5% | 100.0% | 12.5% |
| 久慈             | 0     | 1     | 0     | 0     | 0     | 0     | 1     | 18    | 0     | 2     | 22     | 4     |
|                | 0.0%  | 4.5%  | 0.0%  | 0.0%  | 0.0%  | 0.0%  | 4.5%  | 81.8% | 0.0%  | 9.1%  | 100.0% | 18.2% |
| 二戸             | 3     | 1     | 0     | 0     | 0     | 0     | 0     | 2     | 27    | 11    | 44     | 17    |
|                | 6.8%  | 2.3%  | 0.0%  | 0.0%  | 0.0%  | 0.0%  | 0.0%  | 4.5%  | 61.4% | 25.0% | 100.0% | 38.6% |
| 合計             | 160   | 59    | 45    | 47    | 23    | 13    | 32    | 21    | 29    | 69    | 498    | 139   |
|                | 32.1% | 11.8% | 9.0%  | 9.4%  | 4.6%  | 2.6%  | 6.4%  | 4.2%  | 5.8%  | 13.9% | 100.0% | 27.9% |

※患者居住地不明の1名を除く