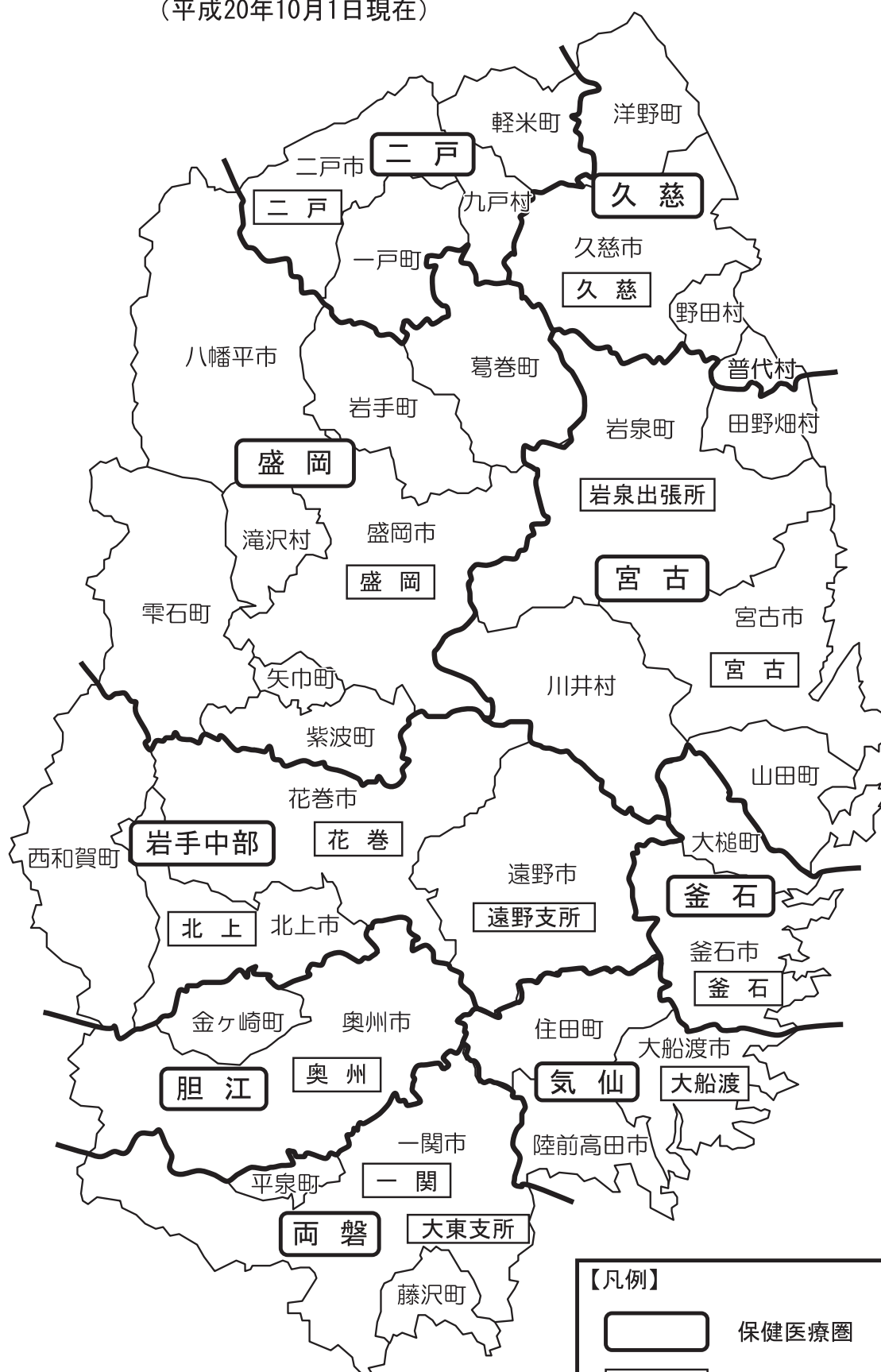


第 1 編

概 況

岩手県保健所管轄区域図

(平成20年10月1日現在)



1. 世帯数・人口・

| 医療圏 | 保健所 市町村 | 世帯数 | 10月1日人口 | | | 面積 (km ²) | 人口密度 (人/km ²) | 1世帯当 たりの人口 |
|-----------|------------|---------|-----------|---------|---------|--------------------------|------------------------------|---------------|
| | | | 総数 | 男 | 女 | | | |
| 総数 | | 501,880 | 1,352,388 | 645,526 | 706,862 | 15,278.86 | 88.5 | 2.69 |
| 盛岡保健医療圏 | | 187,911 | 483,881 | 230,885 | 252,996 | 3,641.90 | 132.9 | 2.58 |
| 盛岡保健所 | | 123,754 | 298,697 | 142,033 | 156,664 | 886.47 | 337.0 | 2.41 |
| | 盛岡市 | 123,754 | 298,697 | 142,033 | 156,664 | 886.47 | 337.0 | 2.41 |
| 県央保健所 | | 64,157 | 185,184 | 88,852 | 96,332 | 2,755 | 67.2 | 2.89 |
| | 八幡平市 | 10,345 | 29,673 | 14,191 | 15,482 | 862.25 | 34.4 | 2.87 |
| | 雫石町 | 6,054 | 18,570 | 8,870 | 9,700 | 609.01 | 30.5 | 3.07 |
| | 葛巻町 | 2,895 | 7,404 | 3,538 | 3,866 | 434.99 | 17.0 | 2.56 |
| | 岩手町 | 5,337 | 15,444 | 7,496 | 7,948 | 360.55 | 42.8 | 2.89 |
| | 滝沢村 | 19,798 | 53,607 | 26,048 | 27,559 | 182.32 | 294.0 | 2.71 |
| | 紫波町 | 10,748 | 33,504 | 15,817 | 17,687 | 239.03 | 140.2 | 3.12 |
| | 矢巾町 | 8,980 | 26,982 | 12,892 | 14,090 | 67.28 | 401.0 | 3.00 |
| 岩手中部保健医療圏 | | 82,495 | 235,261 | 113,562 | 121,699 | 2,762.27 | 85.2 | 2.85 |
| 花巻保健所 | | 46,286 | 133,493 | 63,474 | 70,019 | 1,733.94 | 77.0 | 2.88 |
| | 花巻市 | 35,534 | 103,268 | 49,113 | 54,155 | 908.32 | 113.7 | 2.91 |
| | 遠野市 | 10,752 | 30,225 | 14,361 | 15,864 | 825.62 | 36.6 | 2.81 |
| 北上保健所 | | 36,209 | 101,768 | 50,088 | 51,680 | 1,028.33 | 99.0 | 2.81 |
| | 北上市 | 33,704 | 94,911 | 46,919 | 47,992 | 437.55 | 216.9 | 2.82 |
| | 西和賀町 | 2,505 | 6,857 | 3,169 | 3,688 | 590.78 | 11.6 | 2.74 |
| 胆江保健医療圏 | | 48,651 | 144,015 | 69,433 | 74,582 | 1,173.12 | 122.8 | 2.96 |
| 奥州保健所 | | 48,651 | 144,015 | 69,433 | 74,582 | 1,173.12 | 122.8 | 2.96 |
| | 奥州市 | 43,147 | 127,562 | 61,104 | 66,458 | ※ 993.35 | 128.4 | 2.96 |
| | 金ヶ崎町 | 5,504 | 16,453 | 8,329 | 8,124 | ※ 179.77 | 91.5 | 2.99 |
| 両磐保健医療圏 | | 47,842 | 139,985 | 67,286 | 72,699 | 1,319.64 | 106.1 | 2.93 |
| 一関保健所 | | 47,842 | 139,985 | 67,286 | 72,699 | 1,319.64 | 106.1 | 2.93 |
| | 一関市 | 42,269 | 121,981 | 58,612 | 63,369 | 1,133.10 | 107.7 | 2.89 |
| | 平泉町 | 2,606 | 8,540 | 4,078 | 4,462 | ※ 63.39 | 134.7 | 3.28 |
| | 藤沢町 | 2,967 | 9,464 | 4,596 | 4,868 | 123.15 | 76.8 | 3.19 |

(注) 面積の※の数値は、境界未定のため「平成20年版全国市町村要覧」(総務省発行)に記載されている便宜上の概算数値である。

人口密度（市町村別）

（平成20年10月1日推計人口）

| 医療圏 | 保健所 市町村 | 世帯数 | 10月1日人口 | | | 面積 (km ²) | 人口密度 (人/km ²) | 1世帯当 たりの人口 |
|---------|------------|--------|---------|--------|--------|--------------------------|------------------------------|---------------|
| | | | 総数 | 男 | 女 | | | |
| 気仙保健医療圏 | | 24,966 | 71,775 | 33,819 | 37,956 | 890.40 | 80.6 | 2.87 |
| 大船渡保健所 | | 24,966 | 71,775 | 33,819 | 37,956 | 890.40 | 80.6 | 2.87 |
| | 大船渡市 | 14,645 | 41,652 | 19,734 | 21,918 | ※ 323.28 | 128.8 | 2.84 |
| | 陸前高田市 | 8,136 | 23,687 | 11,002 | 12,685 | 232.29 | 102.0 | 2.91 |
| | 住田町 | 2,185 | 6,436 | 3,083 | 3,353 | 334.83 | 19.2 | 2.95 |
| 釜石保健医療圏 | | 24,089 | 56,381 | 26,223 | 30,158 | 642.01 | 87.8 | 2.34 |
| 釜石保健所 | | 24,089 | 56,381 | 26,223 | 30,158 | 642.01 | 87.8 | 2.34 |
| | 釜石市 | 17,745 | 40,659 | 18,964 | 21,695 | ※ 441.42 | 92.1 | 2.29 |
| | 大槌町 | 6,344 | 15,722 | 7,259 | 8,463 | 200.59 | 78.4 | 2.48 |
| 宮古保健医療圏 | | 37,847 | 94,952 | 44,929 | 50,023 | 2,672.44 | 35.5 | 2.51 |
| 宮古保健所 | | 37,847 | 94,952 | 44,929 | 50,023 | 2,672.44 | 35.5 | 2.51 |
| | 宮古市 | 23,108 | 57,612 | 27,183 | 30,429 | 696.82 | 82.7 | 2.49 |
| | 山田町 | 7,214 | 19,212 | 9,030 | 10,182 | 263.45 | 72.9 | 2.66 |
| | 岩泉町 | 4,746 | 11,060 | 5,296 | 5,764 | ※ 992.91 | 11.1 | 2.33 |
| | 田野畑村 | 1,453 | 4,001 | 1,961 | 2,040 | 156.19 | 25.6 | 2.75 |
| | 川井村 | 1,326 | 3,067 | 1,459 | 1,608 | 563.07 | 5.4 | 2.31 |
| 久慈保健医療圏 | | 24,676 | 64,035 | 30,088 | 33,947 | 1,076.87 | 59.5 | 2.60 |
| 久慈保健所 | | 24,676 | 64,035 | 30,088 | 33,947 | 1,076.87 | 59.5 | 2.60 |
| | 久慈市 | 15,104 | 37,462 | 17,566 | 19,896 | 623.14 | 60.1 | 2.48 |
| | 普代村 | 1,118 | 3,178 | 1,545 | 1,633 | 69.69 | 45.6 | 2.84 |
| | 野田村 | 1,680 | 4,796 | 2,315 | 2,481 | ※ 80.84 | 59.3 | 2.85 |
| | 洋野町 | 6,774 | 18,599 | 8,662 | 9,937 | 303.20 | 61.3 | 2.75 |
| 二戸保健医療圏 | | 23,403 | 62,103 | 29,301 | 32,802 | 1,100.21 | 56.4 | 2.65 |
| 二戸保健所 | | 23,403 | 62,103 | 29,301 | 32,802 | 1,100.21 | 56.4 | 2.65 |
| | 二戸市 | 11,652 | 30,266 | 14,182 | 16,084 | 420.31 | 72.0 | 2.60 |
| | 軽米町 | 3,749 | 10,414 | 4,941 | 5,473 | 245.74 | 42.4 | 2.78 |
| | 九戸村 | 2,170 | 6,645 | 3,183 | 3,462 | 134.05 | 49.6 | 3.06 |
| | 一戸町 | 5,832 | 14,778 | 6,995 | 7,783 | 300.11 | 49.2 | 2.53 |

〔資料：県調査統計課〕

2. 年齢階級別人口

総 数

| 医療圏 | 保健所 市町村 | 総 数 | 0 - 4 | 5 - 9 | 10-14 | 15-19 | 20-24 | 25-29 | 30-34 | 35-39 | 40-44 |
|-----------|------------|-----------|--------|--------|--------|--------|--------|--------|--------|--------|--------|
| 総 | 数 | 1,352,388 | 52,597 | 60,041 | 65,349 | 69,638 | 58,299 | 65,985 | 80,332 | 81,850 | 78,847 |
| 盛岡保健医療圏 | | 483,881 | 19,781 | 22,195 | 23,439 | 26,488 | 28,056 | 27,690 | 31,729 | 32,257 | 29,891 |
| 盛岡保健所 | | 298,697 | 12,460 | 13,564 | 14,006 | 15,941 | 18,475 | 18,407 | 20,725 | 20,936 | 19,000 |
| | 盛岡市 | 298,697 | 12,460 | 13,564 | 14,006 | 15,941 | 18,475 | 18,407 | 20,725 | 20,936 | 19,000 |
| 県央保健所 | | 185,184 | 7,321 | 8,631 | 9,433 | 10,547 | 9,581 | 9,283 | 11,004 | 11,321 | 10,891 |
| | 八幡平市 | 29,673 | 931 | 1,154 | 1,353 | 1,427 | 1,107 | 1,293 | 1,484 | 1,543 | 1,456 |
| | 雫石町 | 18,570 | 631 | 777 | 798 | 987 | 831 | 857 | 985 | 946 | 1,002 |
| | 葛巻町 | 7,404 | 173 | 245 | 299 | 325 | 122 | 182 | 296 | 294 | 355 |
| | 岩手町 | 15,444 | 511 | 583 | 766 | 870 | 566 | 622 | 704 | 777 | 859 |
| | 滝沢村 | 53,607 | 2,537 | 2,722 | 2,884 | 3,332 | 4,179 | 3,346 | 3,785 | 3,691 | 3,340 |
| | 紫波町 | 33,504 | 1,307 | 1,659 | 1,806 | 1,975 | 1,386 | 1,507 | 1,968 | 2,054 | 2,139 |
| | 矢巾町 | 26,982 | 1,231 | 1,491 | 1,527 | 1,631 | 1,390 | 1,476 | 1,782 | 2,016 | 1,740 |
| 岩手中部保健医療圏 | | 235,261 | 9,705 | 10,703 | 11,339 | 11,782 | 9,944 | 11,959 | 14,817 | 14,704 | 13,779 |
| 花巻保健所 | | 133,493 | 4,989 | 5,734 | 6,194 | 6,729 | 5,647 | 6,205 | 7,366 | 7,489 | 7,402 |
| | 花巻市 | 103,268 | 3,906 | 4,562 | 4,848 | 5,292 | 4,697 | 4,996 | 6,034 | 6,067 | 5,860 |
| | 遠野市 | 30,225 | 1,083 | 1,172 | 1,346 | 1,437 | 950 | 1,209 | 1,332 | 1,422 | 1,542 |
| 北上保健所 | | 101,768 | 4,716 | 4,969 | 5,145 | 5,053 | 4,297 | 5,754 | 7,451 | 7,215 | 6,377 |
| | 北上市 | 94,911 | 4,540 | 4,756 | 4,901 | 4,732 | 4,186 | 5,594 | 7,242 | 6,987 | 6,114 |
| | 西和賀町 | 6,857 | 176 | 213 | 244 | 321 | 111 | 160 | 209 | 228 | 263 |
| 胆江保健医療圏 | | 144,015 | 5,712 | 6,533 | 6,916 | 7,427 | 5,536 | 7,118 | 8,637 | 8,178 | 7,819 |
| 奥州保健所 | | 144,015 | 5,712 | 6,533 | 6,916 | 7,427 | 5,536 | 7,118 | 8,637 | 8,178 | 7,819 |
| | 奥州市 | 127,0562 | 5,013 | 5,797 | 6,153 | 6,474 | 4,825 | 6,161 | 7,583 | 7,162 | 6,850 |
| | 金ヶ崎町 | 16,453 | 699 | 736 | 763 | 953 | 711 | 957 | 1,054 | 1,016 | 969 |
| 両磐保健医療圏 | | 139,985 | 5,326 | 5,930 | 6,602 | 6,957 | 4,871 | 6,135 | 7,704 | 7,304 | 7,580 |
| 一関保健所 | | 139,985 | 5,326 | 5,930 | 6,602 | 6,957 | 4,871 | 6,135 | 7,704 | 7,304 | 7,580 |
| | 一関市 | 121,981 | 4,695 | 5,203 | 5,798 | 6,117 | 4,284 | 5,382 | 6,740 | 6,538 | 6,679 |
| | 平泉町 | 8,540 | 326 | 359 | 364 | 402 | 312 | 372 | 492 | 383 | 430 |
| | 藤沢町 | 9,464 | 305 | 368 | 440 | 438 | 275 | 381 | 472 | 383 | 471 |

(市町村別)

(平成20年10月1日推計人口)

| 45-49 | 50-54 | 55-59 | 60-64 | 65-69 | 70-74 | 75-79 | 80-84 | 85-89 | 90-94 | 95-99 | 100- | 不詳 |
|--------|--------|---------|--------|--------|--------|--------|--------|--------|--------|-------|------|-------|
| 85,308 | 93,174 | 110,804 | 89,690 | 86,753 | 88,305 | 78,486 | 56,893 | 29,104 | 12,537 | 3,699 | 444 | 4,253 |
| 31,992 | 33,240 | 38,222 | 31,150 | 27,606 | 26,024 | 22,528 | 15,846 | 8,051 | 3,433 | 1,033 | 116 | 3,114 |
| 19,771 | 19,831 | 22,438 | 18,866 | 16,615 | 15,196 | 13,096 | 9,205 | 4,535 | 1,948 | 612 | 61 | 3,009 |
| 19,771 | 19,831 | 22,438 | 18,866 | 16,615 | 15,196 | 13,096 | 9,205 | 4,535 | 1,948 | 612 | 61 | 3,009 |
| 12,221 | 13,409 | 15,784 | 12,284 | 10,991 | 10,828 | 9,432 | 6,641 | 3,516 | 1,485 | 421 | 55 | 105 |
| 1,815 | 2,227 | 2,742 | 1,872 | 2,042 | 2,331 | 2,163 | 1,514 | 753 | 350 | 97 | 19 | 0 |
| 1,234 | 1,363 | 1,649 | 1,316 | 1,261 | 1,325 | 1,146 | 772 | 451 | 184 | 51 | 4 | 0 |
| 441 | 595 | 670 | 571 | 598 | 710 | 691 | 492 | 222 | 100 | 21 | 2 | 0 |
| 1,005 | 1,139 | 1,346 | 955 | 1,037 | 1,232 | 1,106 | 810 | 353 | 143 | 55 | 5 | 0 |
| 3,628 | 3,830 | 4,426 | 3,477 | 2,710 | 2,008 | 1,580 | 1,092 | 625 | 299 | 80 | 9 | 27 |
| 2,260 | 2,365 | 2,830 | 2,325 | 2,041 | 2,013 | 1,678 | 1,188 | 651 | 228 | 42 | 4 | 78 |
| 1,838 | 1,890 | 2,121 | 1,768 | 1,302 | 1,209 | 1,068 | 773 | 461 | 181 | 75 | 12 | 0 |
| 14,198 | 15,591 | 18,725 | 15,473 | 15,013 | 15,267 | 13,726 | 9,996 | 5,162 | 2,205 | 625 | 78 | 470 |
| 7,904 | 9,014 | 10,766 | 9,264 | 9,203 | 9,523 | 8,616 | 6,352 | 3,225 | 1,342 | 372 | 47 | 110 |
| 6,121 | 6,828 | 8,217 | 7,268 | 7,028 | 6,953 | 6,301 | 4,561 | 2,347 | 966 | 277 | 29 | 110 |
| 1,783 | 2,186 | 2,549 | 1,996 | 2,175 | 2,570 | 2,315 | 1,791 | 878 | 376 | 95 | 18 | 0 |
| 6,294 | 6,577 | 7,959 | 6,209 | 5,810 | 5,744 | 5,110 | 3,644 | 1,937 | 863 | 253 | 31 | 360 |
| 5,867 | 6,055 | 7,355 | 5,742 | 5,237 | 5,073 | 4,445 | 3,111 | 1,652 | 730 | 203 | 29 | 360 |
| 427 | 522 | 604 | 467 | 573 | 671 | 665 | 533 | 285 | 133 | 50 | 2 | 0 |
| 8,924 | 9,887 | 11,666 | 9,207 | 9,274 | 9,978 | 9,072 | 6,611 | 3,392 | 1,529 | 493 | 41 | 65 |
| 8,924 | 9,887 | 11,666 | 9,207 | 9,274 | 9,978 | 9,072 | 6,611 | 3,392 | 1,529 | 493 | 41 | 65 |
| 7,902 | 8,738 | 10,389 | 8,275 | 8,291 | 8,939 | 8,130 | 5,939 | 3,040 | 1,374 | 431 | 38 | 58 |
| 1,022 | 1,149 | 1,277 | 932 | 983 | 1,039 | 942 | 672 | 352 | 155 | 62 | 3 | 7 |
| 8,747 | 10,053 | 11,988 | 8,962 | 8,975 | 9,679 | 9,651 | 7,227 | 3,717 | 1,588 | 466 | 57 | 466 |
| 8,747 | 10,053 | 11,988 | 8,962 | 8,975 | 9,679 | 9,651 | 7,227 | 3,717 | 1,588 | 466 | 57 | 466 |
| 7,621 | 8,677 | 10,412 | 7,784 | 7,814 | 8,399 | 8,263 | 6,188 | 3,159 | 1,332 | 383 | 47 | 466 |
| 517 | 630 | 796 | 601 | 561 | 605 | 584 | 413 | 232 | 120 | 36 | 5 | 0 |
| 609 | 746 | 780 | 577 | 600 | 675 | 804 | 626 | 326 | 136 | 47 | 5 | 0 |

〔資料〕 県調査統計課

総数（つづき）

| 医療圏 | 保健所 市町村 | 総数 | 0-4 | 5-9 | 10-14 | 15-19 | 20-24 | 25-29 | 30-34 | 35-39 | 40-44 |
|---------|------------|--------|-------|-------|-------|-------|-------|-------|-------|-------|-------|
| 気仙保健医療圏 | | 71,775 | 2,374 | 2,953 | 3,519 | 3,451 | 2,080 | 2,591 | 3,634 | 3,953 | 4,066 |
| 大船渡保健所 | | 71,775 | 2,374 | 2,953 | 3,519 | 3,451 | 2,080 | 2,591 | 3,634 | 3,953 | 4,066 |
| | 大船渡市 | 41,652 | 1,425 | 1,741 | 2,149 | 2,073 | 1,375 | 1,609 | 2,178 | 2,385 | 2,420 |
| | 陸前高田市 | 23,687 | 762 | 1,007 | 1,138 | 1,093 | 532 | 770 | 1,183 | 1,294 | 1,349 |
| | 住田町 | 6,436 | 187 | 205 | 232 | 285 | 173 | 212 | 273 | 274 | 297 |
| 釜石保健医療圏 | | 56,381 | 1,827 | 2,263 | 2,561 | 2,495 | 1,262 | 1,987 | 2,779 | 2,957 | 3,166 |
| 釜石保健所 | | 56,381 | 1,827 | 2,263 | 2,561 | 2,495 | 1,262 | 1,987 | 2,779 | 2,957 | 3,166 |
| | 釜石市 | 40,659 | 1,342 | 1,615 | 1,757 | 1,701 | 888 | 1,425 | 2,025 | 2,173 | 2,263 |
| | 大槌町 | 15,722 | 485 | 648 | 804 | 794 | 374 | 562 | 754 | 784 | 903 |
| 宮古保健医療圏 | | 94,952 | 3,301 | 4,024 | 4,610 | 4,393 | 2,725 | 3,587 | 4,593 | 5,338 | 5,255 |
| 宮古保健所 | | 94,952 | 3,301 | 4,024 | 4,610 | 4,393 | 2,725 | 3,587 | 4,593 | 5,338 | 5,255 |
| | 宮古市 | 57,612 | 2,144 | 2,516 | 2,792 | 2,685 | 1,847 | 2,336 | 3,007 | 3,455 | 3,296 |
| | 山田町 | 19,212 | 640 | 862 | 1,001 | 892 | 560 | 764 | 904 | 1,062 | 1,097 |
| | 岩泉町 | 11,060 | 324 | 406 | 468 | 485 | 184 | 298 | 427 | 495 | 553 |
| | 田野畑村 | 4,001 | 140 | 155 | 219 | 208 | 85 | 122 | 179 | 218 | 164 |
| | 川井村 | 3,067 | 53 | 85 | 130 | 123 | 49 | 67 | 76 | 108 | 145 |
| 久慈保健医療圏 | | 64,035 | 2,453 | 3,012 | 3,484 | 3,609 | 2,080 | 2,624 | 3,385 | 3,840 | 3,795 |
| 久慈保健所 | | 64,035 | 2,453 | 3,012 | 3,484 | 3,609 | 2,080 | 2,624 | 3,385 | 3,840 | 3,795 |
| | 久慈市 | 37,462 | 1,595 | 1,857 | 2,067 | 2,114 | 1,154 | 1,655 | 2,102 | 2,485 | 2,314 |
| | 普代村 | 3,178 | 102 | 120 | 143 | 165 | 112 | 115 | 139 | 168 | 168 |
| | 野田村 | 4,796 | 149 | 187 | 261 | 311 | 164 | 164 | 236 | 249 | 290 |
| | 洋野町 | 18,599 | 607 | 848 | 1,013 | 1,019 | 650 | 690 | 908 | 938 | 1,023 |
| 二戸保健医療圏 | | 62,103 | 2,118 | 2,428 | 2,879 | 3,036 | 1,745 | 2,294 | 3,054 | 3,319 | 3,496 |
| 二戸保健所 | | 62,103 | 2,118 | 2,428 | 2,879 | 3,036 | 1,745 | 2,294 | 3,054 | 3,319 | 3,496 |
| | 二戸市 | 30,266 | 1,173 | 1,320 | 1,480 | 1,517 | 906 | 1,175 | 1,699 | 1,807 | 1,798 |
| | 軽米町 | 10,414 | 321 | 381 | 523 | 556 | 262 | 335 | 455 | 476 | 628 |
| | 九戸村 | 6,645 | 222 | 244 | 287 | 318 | 162 | 218 | 303 | 301 | 313 |
| | 一戸町 | 14,778 | 402 | 483 | 589 | 645 | 415 | 566 | 597 | 735 | 757 |

(平成20年10月1日推計人口)

| 45-49 | 50-54 | 55-59 | 60-64 | 65-69 | 70-74 | 75-79 | 80-84 | 85-89 | 90-94 | 95-99 | 100- | 不詳 |
|-------|-------|-------|-------|-------|-------|-------|-------|-------|-------|-------|------|-----|
| 4,438 | 4,720 | 6,022 | 5,086 | 5,440 | 5,609 | 4,993 | 3,629 | 1,902 | 862 | 284 | 33 | 136 |
| 4,438 | 4,720 | 6,022 | 5,086 | 5,440 | 5,609 | 4,993 | 3,629 | 1,902 | 862 | 284 | 33 | 136 |
| 2,586 | 2,694 | 3,522 | 2,964 | 3,131 | 3,081 | 2,695 | 1,918 | 960 | 441 | 154 | 21 | 130 |
| 1,457 | 1,577 | 1,936 | 1,673 | 1,841 | 1,953 | 1,724 | 1,260 | 709 | 314 | 99 | 10 | 6 |
| 395 | 449 | 564 | 449 | 468 | 575 | 574 | 451 | 233 | 107 | 31 | 2 | 0 |
| 3,310 | 3,782 | 5,068 | 4,219 | 4,665 | 4,753 | 4,110 | 2,919 | 1,496 | 609 | 133 | 20 | 0 |
| 3,310 | 3,782 | 5,068 | 4,219 | 4,665 | 4,753 | 4,110 | 2,919 | 1,496 | 609 | 133 | 20 | 0 |
| 2,346 | 2,647 | 3,678 | 3,025 | 3,381 | 3,470 | 3,058 | 2,152 | 1,139 | 457 | 100 | 17 | 0 |
| 964 | 1,135 | 1,390 | 1,194 | 1,284 | 1,283 | 1,052 | 767 | 357 | 152 | 33 | 3 | 0 |
| 5,667 | 6,564 | 8,270 | 7,197 | 7,362 | 7,457 | 6,212 | 4,639 | 2,414 | 996 | 300 | 48 | 0 |
| 5,667 | 6,564 | 8,270 | 7,197 | 7,362 | 7,457 | 6,212 | 4,639 | 2,414 | 996 | 300 | 48 | 0 |
| 3,464 | 3,927 | 4,927 | 4,402 | 4,427 | 4,174 | 3,510 | 2,581 | 1,353 | 556 | 182 | 31 | 0 |
| 1,081 | 1,276 | 1,666 | 1,522 | 1,512 | 1,532 | 1,171 | 894 | 479 | 222 | 65 | 10 | 0 |
| 695 | 817 | 1,004 | 781 | 923 | 1,102 | 915 | 695 | 342 | 115 | 30 | 1 | 0 |
| 247 | 312 | 390 | 300 | 252 | 297 | 288 | 226 | 133 | 51 | 10 | 5 | 0 |
| 180 | 232 | 283 | 192 | 248 | 352 | 328 | 243 | 107 | 52 | 13 | 1 | 0 |
| 4,163 | 4,705 | 5,316 | 4,174 | 4,105 | 4,567 | 3,783 | 2,748 | 1,369 | 625 | 178 | 20 | 0 |
| 4,163 | 4,705 | 5,316 | 4,174 | 4,105 | 4,567 | 3,783 | 2,748 | 1,369 | 625 | 178 | 20 | 0 |
| 2,515 | 2,628 | 3,002 | 2,358 | 2,302 | 2,499 | 2,067 | 1,557 | 764 | 327 | 91 | 9 | 0 |
| 206 | 264 | 287 | 211 | 216 | 266 | 206 | 139 | 90 | 47 | 12 | 2 | 0 |
| 319 | 346 | 413 | 302 | 324 | 373 | 292 | 216 | 121 | 59 | 17 | 3 | 0 |
| 1,123 | 1,467 | 1,614 | 1,303 | 1,263 | 1,429 | 1,218 | 836 | 394 | 192 | 58 | 6 | 0 |
| 3,869 | 4,632 | 5,527 | 4,222 | 4,313 | 4,971 | 4,411 | 3,278 | 1,601 | 690 | 187 | 31 | 2 |
| 3,869 | 4,632 | 5,527 | 4,222 | 4,313 | 4,971 | 4,411 | 3,278 | 1,601 | 690 | 187 | 31 | 2 |
| 1,877 | 2,124 | 2,592 | 2,047 | 2,006 | 2,221 | 1,984 | 1,460 | 688 | 301 | 72 | 17 | 2 |
| 664 | 791 | 918 | 701 | 759 | 878 | 778 | 564 | 269 | 116 | 36 | 3 | 0 |
| 381 | 512 | 636 | 460 | 516 | 603 | 473 | 378 | 195 | 96 | 24 | 3 | 0 |
| 947 | 1,205 | 1,381 | 1,014 | 1,032 | 1,269 | 1,176 | 876 | 449 | 177 | 55 | 8 | 0 |

男

| 医療圏 | 保健所 市町村 | 総数 | 0-4 | 5-9 | 10-14 | 15-19 | 20-24 | 25-29 | 30-34 | 35-39 | 40-44 |
|-----------|------------|---------|--------|--------|--------|--------|--------|--------|--------|--------|--------|
| 総 | 数 | 645,526 | 26,861 | 30,780 | 33,519 | 35,423 | 29,091 | 33,355 | 40,703 | 41,334 | 39,147 |
| 盛岡保健医療圏 | | 230,885 | 10,047 | 11,472 | 11,940 | 13,429 | 13,561 | 13,699 | 15,671 | 15,906 | 14,516 |
| 盛岡保健所 | | 142,033 | 6,302 | 7,002 | 7,152 | 8,083 | 8,736 | 9,054 | 10,150 | 10,236 | 9,198 |
| | 盛岡市 | 142,033 | 6,302 | 7,002 | 7,152 | 8,083 | 8,736 | 9,054 | 10,150 | 10,236 | 9,198 |
| 県央保健所 | | 88,852 | 3,745 | 4,470 | 4,788 | 5,346 | 4,825 | 4,645 | 5,521 | 5,670 | 5,318 |
| | 八幡平市 | 14,191 | 490 | 627 | 662 | 666 | 549 | 659 | 745 | 816 | 742 |
| | 雫石町 | 8,870 | 330 | 378 | 425 | 496 | 426 | 430 | 485 | 472 | 485 |
| | 葛巻町 | 3,538 | 84 | 135 | 165 | 171 | 98 | 100 | 176 | 156 | 177 |
| | 岩手町 | 7,496 | 271 | 311 | 390 | 473 | 311 | 341 | 372 | 377 | 425 |
| | 滝沢村 | 26,048 | 1,301 | 1,458 | 1,429 | 1,737 | 2,089 | 1,647 | 1,889 | 1,815 | 1,651 |
| | 紫波町 | 15,817 | 660 | 845 | 924 | 1,002 | 660 | 741 | 951 | 1,013 | 1,020 |
| | 矢巾町 | 12,892 | 609 | 716 | 793 | 801 | 692 | 727 | 903 | 1,021 | 818 |
| 岩手中部保健医療圏 | | 113,562 | 5,003 | 5,519 | 5,775 | 6,089 | 5,114 | 6,242 | 7,816 | 7,721 | 6,997 |
| 花巻保健所 | | 63,474 | 2,619 | 2,964 | 3,114 | 3,430 | 2,981 | 3,184 | 3,782 | 3,830 | 3,697 |
| | 花巻市 | 49,113 | 2,024 | 2,373 | 2,451 | 2,724 | 2,488 | 2,544 | 3,097 | 3,076 | 2,920 |
| | 遠野市 | 14,361 | 595 | 591 | 663 | 706 | 493 | 640 | 685 | 754 | 777 |
| 北上保健所 | | 50,088 | 2,384 | 2,555 | 2,661 | 2,659 | 2,133 | 3,058 | 4,034 | 3,891 | 3,300 |
| | 北上市 | 46,919 | 2,298 | 2,444 | 2,531 | 2,494 | 2,070 | 2,977 | 3,927 | 3,774 | 3,179 |
| | 西和賀町 | 3,169 | 86 | 111 | 130 | 165 | 63 | 81 | 107 | 117 | 121 |
| 胆江保健医療圏 | | 69,433 | 2,941 | 3,300 | 3,550 | 3,741 | 3,001 | 3,725 | 4,547 | 4,206 | 3,951 |
| 奥州保健所 | | 69,433 | 2,941 | 3,300 | 3,550 | 3,741 | 3,001 | 3,725 | 4,547 | 4,206 | 3,951 |
| | 奥州市 | 61,104 | 2,561 | 2,934 | 3,156 | 3,220 | 2,578 | 3,168 | 3,947 | 3,669 | 3,417 |
| | 金ヶ崎町 | 8,329 | 380 | 366 | 394 | 521 | 423 | 557 | 600 | 537 | 534 |
| 両磐保健医療圏 | | 67,286 | 2,681 | 3,004 | 3,420 | 3,604 | 2,530 | 3,174 | 3,970 | 3,721 | 3,768 |
| 一関保健所 | | 67,286 | 2,681 | 3,004 | 3,420 | 3,604 | 2,530 | 3,174 | 3,970 | 3,721 | 3,768 |
| | 一関市 | 58,612 | 2,349 | 2,645 | 3,010 | 3,189 | 2,213 | 2,756 | 3,440 | 3,333 | 3,343 |
| | 平泉町 | 4,078 | 167 | 177 | 192 | 198 | 175 | 215 | 260 | 199 | 194 |
| | 藤沢町 | 4,596 | 165 | 182 | 218 | 217 | 142 | 203 | 270 | 189 | 231 |

(平成20年10月1日推計人口)

| 45-49 | 50-54 | 55-59 | 60-64 | 65-69 | 70-74 | 75-79 | 80-84 | 85-89 | 90-94 | 95-99 | 100- | 不詳 |
|--------|--------|--------|--------|--------|--------|--------|--------|-------|-------|-------|------|-------|
| 42,792 | 46,740 | 55,216 | 43,476 | 39,416 | 38,561 | 32,800 | 21,270 | 8,328 | 3,072 | 749 | 78 | 2,815 |
| 15,633 | 16,456 | 18,607 | 15,140 | 12,636 | 11,338 | 9,470 | 5,994 | 2,342 | 821 | 197 | 22 | 1,988 |
| 9,618 | 9,770 | 10,741 | 8,970 | 7,535 | 6,573 | 5,486 | 3,533 | 1,363 | 476 | 117 | 15 | 1,923 |
| 9,618 | 9,770 | 10,741 | 8,970 | 7,535 | 6,573 | 5,486 | 3,533 | 1,363 | 476 | 117 | 15 | 1,923 |
| 6,015 | 6,686 | 7,866 | 6,170 | 5,101 | 4,765 | 3,984 | 2,461 | 979 | 345 | 80 | 7 | 65 |
| 900 | 1,159 | 1,459 | 964 | 923 | 1,006 | 908 | 585 | 221 | 86 | 21 | 3 | 0 |
| 616 | 700 | 827 | 664 | 595 | 600 | 497 | 284 | 122 | 31 | 7 | 0 | 0 |
| 226 | 297 | 354 | 282 | 260 | 297 | 288 | 184 | 57 | 26 | 5 | 0 | 0 |
| 526 | 572 | 701 | 494 | 442 | 534 | 472 | 311 | 120 | 45 | 7 | 1 | 0 |
| 1,751 | 1,875 | 2,090 | 1,733 | 1,325 | 938 | 680 | 401 | 149 | 63 | 11 | 1 | 15 |
| 1,116 | 1,160 | 1,385 | 1,144 | 923 | 862 | 692 | 431 | 180 | 44 | 14 | 0 | 50 |
| 880 | 923 | 1,050 | 889 | 633 | 528 | 447 | 265 | 130 | 50 | 15 | 2 | 0 |
| 7,306 | 7,849 | 9,431 | 7,406 | 6,796 | 6,582 | 5,688 | 3,736 | 1,462 | 520 | 115 | 14 | 381 |
| 3,992 | 4,482 | 5,375 | 4,429 | 4,140 | 4,094 | 3,575 | 2,393 | 913 | 320 | 74 | 10 | 76 |
| 3,064 | 3,379 | 4,054 | 3,422 | 3,227 | 2,985 | 2,579 | 1,677 | 658 | 234 | 56 | 5 | 76 |
| 928 | 1,103 | 1,321 | 1,007 | 913 | 1,109 | 996 | 716 | 255 | 86 | 18 | 5 | 0 |
| 3,314 | 3,367 | 4,056 | 2,977 | 2,656 | 2,488 | 2,113 | 1,343 | 549 | 200 | 41 | 4 | 305 |
| 3,081 | 3,090 | 3,733 | 2,763 | 2,402 | 2,213 | 1,825 | 1,143 | 466 | 166 | 35 | 3 | 305 |
| 233 | 277 | 323 | 214 | 254 | 275 | 288 | 200 | 83 | 34 | 6 | 1 | 0 |
| 4,522 | 5,094 | 5,935 | 4,513 | 4,228 | 4,383 | 3,812 | 2,426 | 996 | 379 | 126 | 7 | 50 |
| 4,522 | 5,094 | 5,935 | 4,513 | 4,228 | 4,383 | 3,812 | 2,426 | 996 | 379 | 126 | 7 | 50 |
| 3,983 | 4,509 | 5,266 | 4,029 | 3,779 | 3,908 | 3,420 | 2,176 | 885 | 330 | 116 | 6 | 47 |
| 539 | 585 | 669 | 484 | 449 | 475 | 392 | 250 | 111 | 49 | 10 | 1 | 3 |
| 4,457 | 5,156 | 6,190 | 4,536 | 4,168 | 4,193 | 4,006 | 2,749 | 1,113 | 423 | 98 | 9 | 316 |
| 4,457 | 5,156 | 6,190 | 4,536 | 4,168 | 4,193 | 4,006 | 2,749 | 1,113 | 423 | 98 | 9 | 316 |
| 3,868 | 4,451 | 5,359 | 3,908 | 3,590 | 3,657 | 3,436 | 2,352 | 949 | 359 | 82 | 7 | 316 |
| 266 | 306 | 416 | 302 | 273 | 257 | 241 | 149 | 57 | 22 | 10 | 2 | 0 |
| 323 | 399 | 415 | 326 | 305 | 279 | 329 | 248 | 107 | 42 | 6 | 0 | 0 |

〔資料〕 県調査統計課

男(つづき)

| 医療圏 | 保健所 市町村 | 総数 | 0-4 | 5-9 | 10-14 | 15-19 | 20-24 | 25-29 | 30-34 | 35-39 | 40-44 |
|---------|------------|--------|-------|-------|-------|-------|-------|-------|-------|-------|-------|
| 気仙保健医療圏 | | 33,819 | 1,210 | 1,538 | 1,841 | 1,741 | 1,105 | 1,271 | 1,820 | 1,983 | 2,029 |
| 大船渡保健所 | | 33,819 | 1,210 | 1,538 | 1,841 | 1,741 | 1,105 | 1,271 | 1,820 | 1,983 | 2,029 |
| | 大船渡市 | 19,734 | 724 | 926 | 1,098 | 1,064 | 764 | 781 | 1,076 | 1,207 | 1,188 |
| | 陸前高田市 | 11,002 | 393 | 510 | 618 | 540 | 252 | 368 | 607 | 636 | 680 |
| | 住田町 | 3,083 | 93 | 102 | 125 | 137 | 89 | 122 | 137 | 140 | 161 |
| 釜石保健医療圏 | | 26,223 | 933 | 1,140 | 1,321 | 1,241 | 596 | 961 | 1,395 | 1,510 | 1,540 |
| 釜石保健所 | | 26,223 | 933 | 1,140 | 1,321 | 1,241 | 596 | 961 | 1,395 | 1,510 | 1,540 |
| | 釜石市 | 18,964 | 692 | 809 | 928 | 872 | 413 | 692 | 1,005 | 1,104 | 1,126 |
| | 大槌町 | 7,259 | 241 | 331 | 393 | 369 | 183 | 269 | 390 | 406 | 414 |
| 宮古保健医療圏 | | 44,929 | 1,676 | 2,086 | 2,353 | 2,279 | 1,294 | 1,812 | 2,294 | 2,727 | 2,681 |
| 宮古保健所 | | 44,929 | 1,676 | 2,086 | 2,353 | 2,279 | 1,294 | 1,812 | 2,294 | 2,727 | 2,681 |
| | 宮古市 | 27,183 | 1,095 | 1,336 | 1,423 | 1,394 | 831 | 1,182 | 1,489 | 1,750 | 1,680 |
| | 山田町 | 9,030 | 323 | 412 | 504 | 464 | 279 | 372 | 460 | 537 | 552 |
| | 岩泉町 | 5,296 | 166 | 223 | 239 | 243 | 107 | 161 | 204 | 275 | 283 |
| | 田野畑村 | 1,961 | 69 | 78 | 113 | 119 | 51 | 61 | 98 | 110 | 88 |
| | 川井村 | 1,459 | 23 | 37 | 74 | 59 | 26 | 36 | 43 | 55 | 78 |
| 久慈保健医療圏 | | 30,088 | 1,290 | 1,500 | 1,825 | 1,778 | 1,010 | 1,268 | 1,672 | 1,920 | 1,874 |
| 久慈保健所 | | 30,088 | 1,290 | 1,500 | 1,825 | 1,778 | 1,010 | 1,268 | 1,672 | 1,920 | 1,874 |
| | 久慈市 | 17,566 | 854 | 929 | 1,081 | 1,038 | 567 | 774 | 997 | 1,231 | 1,129 |
| | 普代村 | 1,545 | 52 | 54 | 78 | 81 | 61 | 59 | 80 | 94 | 95 |
| | 野田村 | 2,315 | 89 | 87 | 149 | 163 | 82 | 80 | 132 | 123 | 140 |
| | 洋野町 | 8,662 | 295 | 430 | 517 | 496 | 300 | 355 | 463 | 472 | 510 |
| 二戸保健医療圏 | | 29,301 | 1,080 | 1,221 | 1,494 | 1,521 | 880 | 1,203 | 1,518 | 1,640 | 1,791 |
| 二戸保健所 | | 29,301 | 1,080 | 1,221 | 1,494 | 1,521 | 880 | 1,203 | 1,518 | 1,640 | 1,791 |
| | 二戸市 | 14,182 | 580 | 688 | 771 | 744 | 450 | 598 | 819 | 876 | 920 |
| | 軽米町 | 4,941 | 174 | 174 | 262 | 283 | 126 | 185 | 244 | 234 | 323 |
| | 九戸村 | 3,183 | 114 | 127 | 144 | 173 | 88 | 101 | 161 | 164 | 158 |
| | 一戸町 | 6,995 | 212 | 232 | 317 | 321 | 216 | 319 | 294 | 366 | 390 |

(平成20年10月1日推計人口)

| 45-49 | 50-54 | 55-59 | 60-64 | 65-69 | 70-74 | 75-79 | 80-84 | 85-89 | 90-94 | 95-99 | 100- | 不詳 |
|-------|-------|-------|-------|-------|-------|-------|-------|-------|-------|-------|------|----|
| 2,222 | 2,345 | 2,940 | 2,443 | 2,417 | 2,582 | 2,123 | 1,339 | 518 | 222 | 48 | 3 | 79 |
| 2,222 | 2,345 | 2,940 | 2,443 | 2,417 | 2,582 | 2,123 | 1,339 | 518 | 222 | 48 | 3 | 79 |
| 1,308 | 1,370 | 1,715 | 1,432 | 1,388 | 1,402 | 1,128 | 714 | 252 | 101 | 19 | 2 | 75 |
| 708 | 730 | 916 | 788 | 820 | 912 | 754 | 463 | 191 | 89 | 22 | 1 | 4 |
| 206 | 245 | 309 | 223 | 209 | 268 | 241 | 162 | 75 | 32 | 7 | 0 | 0 |
| 1,682 | 1,898 | 2,497 | 1,951 | 2,089 | 2,079 | 1,692 | 1,080 | 439 | 146 | 32 | 1 | 0 |
| 1,682 | 1,898 | 2,497 | 1,951 | 2,089 | 2,079 | 1,692 | 1,080 | 439 | 146 | 32 | 1 | 0 |
| 1,209 | 1,339 | 1,813 | 1,381 | 1,531 | 1,526 | 1,245 | 809 | 333 | 116 | 20 | 1 | 0 |
| 473 | 559 | 684 | 570 | 558 | 553 | 447 | 271 | 106 | 30 | 12 | 0 | 0 |
| 2,904 | 3,270 | 4,159 | 3,448 | 3,344 | 3,292 | 2,575 | 1,791 | 630 | 242 | 60 | 12 | 0 |
| 2,904 | 3,270 | 4,159 | 3,448 | 3,344 | 3,292 | 2,575 | 1,791 | 630 | 242 | 60 | 12 | 0 |
| 1,767 | 1,932 | 2,423 | 2,101 | 2,004 | 1,852 | 1,418 | 987 | 349 | 124 | 38 | 8 | 0 |
| 548 | 628 | 809 | 724 | 697 | 680 | 503 | 344 | 125 | 52 | 15 | 2 | 0 |
| 366 | 423 | 553 | 381 | 409 | 468 | 402 | 267 | 84 | 39 | 3 | 0 | 0 |
| 135 | 150 | 214 | 152 | 117 | 140 | 125 | 87 | 40 | 11 | 2 | 1 | 0 |
| 88 | 137 | 160 | 90 | 117 | 152 | 127 | 106 | 32 | 16 | 2 | 1 | 0 |
| 2,067 | 2,326 | 2,652 | 1,988 | 1,819 | 1,983 | 1,584 | 970 | 361 | 157 | 40 | 4 | 0 |
| 2,067 | 2,326 | 2,652 | 1,988 | 1,819 | 1,983 | 1,584 | 970 | 361 | 157 | 40 | 4 | 0 |
| 1,253 | 1,296 | 1,492 | 1,111 | 1,031 | 1,084 | 846 | 532 | 205 | 91 | 23 | 2 | 0 |
| 111 | 141 | 143 | 106 | 92 | 123 | 95 | 49 | 23 | 7 | 1 | 0 | 0 |
| 156 | 192 | 216 | 136 | 135 | 167 | 121 | 95 | 34 | 15 | 2 | 1 | 0 |
| 547 | 697 | 801 | 635 | 561 | 609 | 522 | 294 | 99 | 44 | 14 | 1 | 0 |
| 1,999 | 2,346 | 2,805 | 2,051 | 1,919 | 2,129 | 1,850 | 1,185 | 467 | 162 | 33 | 6 | 1 |
| 1,999 | 2,346 | 2,805 | 2,051 | 1,919 | 2,129 | 1,850 | 1,185 | 467 | 162 | 33 | 6 | 1 |
| 956 | 1,065 | 1,273 | 971 | 917 | 944 | 818 | 513 | 182 | 82 | 11 | 3 | 1 |
| 344 | 393 | 488 | 349 | 340 | 363 | 343 | 201 | 91 | 22 | 1 | 1 | 0 |
| 203 | 256 | 326 | 228 | 222 | 276 | 212 | 145 | 53 | 25 | 6 | 1 | 0 |
| 496 | 632 | 718 | 503 | 440 | 546 | 477 | 326 | 141 | 33 | 15 | 1 | 0 |

女

| 医療圏 | 保健所 市町村 | 総数 | 0-4 | 5-9 | 10-14 | 15-19 | 20-24 | 25-29 | 30-34 | 35-39 | 40-44 |
|-----------|------------|---------|--------|--------|--------|--------|--------|--------|--------|--------|--------|
| 総 | 数 | 706,862 | 25,736 | 29,261 | 31,830 | 34,215 | 29,208 | 32,630 | 39,629 | 40,516 | 39,700 |
| 盛岡保健医療圏 | | 252,996 | 9,734 | 10,723 | 11,499 | 13,059 | 14,495 | 13,991 | 16,058 | 16,351 | 15,375 |
| 盛岡保健所 | | 156,664 | 6,158 | 6,562 | 6,854 | 7,858 | 9,739 | 9,353 | 10,575 | 10,700 | 9,802 |
| | 盛岡市 | 156,664 | 6,158 | 6,562 | 6,854 | 7,858 | 9,739 | 9,353 | 10,575 | 10,700 | 9,802 |
| 県央保健所 | | 96,332 | 3,576 | 4,161 | 4,645 | 5,201 | 4,756 | 4,638 | 5,483 | 5,651 | 5,573 |
| | 八幡平市 | 15,482 | 441 | 527 | 691 | 761 | 558 | 634 | 739 | 727 | 714 |
| | 雫石町 | 9,700 | 301 | 399 | 373 | 491 | 405 | 427 | 500 | 474 | 517 |
| | 葛巻町 | 3,866 | 89 | 110 | 134 | 154 | 24 | 82 | 120 | 138 | 178 |
| | 岩手町 | 7,948 | 240 | 272 | 376 | 397 | 255 | 281 | 332 | 400 | 434 |
| | 滝沢村 | 27,559 | 1,236 | 1,264 | 1,455 | 1,595 | 2,090 | 1,699 | 1,896 | 1,876 | 1,689 |
| | 紫波町 | 17,687 | 647 | 814 | 882 | 973 | 726 | 766 | 1,017 | 1,041 | 1,119 |
| | 矢巾町 | 14,090 | 622 | 775 | 734 | 830 | 698 | 749 | 879 | 995 | 922 |
| 岩手中部保健医療圏 | | 121,699 | 4,702 | 5,184 | 5,564 | 5,693 | 4,830 | 5,717 | 7,001 | 6,983 | 6,782 |
| 花巻保健所 | | 70,019 | 2,370 | 2,770 | 3,080 | 3,299 | 2,666 | 3,021 | 3,584 | 3,659 | 3,705 |
| | 花巻市 | 54,155 | 1,882 | 2,189 | 2,397 | 2,568 | 2,209 | 2,452 | 2,937 | 2,991 | 2,940 |
| | 遠野市 | 15,864 | 488 | 581 | 683 | 731 | 457 | 569 | 647 | 668 | 765 |
| 北上保健所 | | 51,680 | 2,332 | 2,414 | 2,484 | 2,394 | 2,164 | 2,696 | 3,417 | 3,324 | 3,077 |
| | 北上市 | 47,992 | 2,242 | 2,312 | 2,370 | 2,238 | 2,116 | 2,617 | 3,315 | 3,213 | 2,935 |
| | 西和賀町 | 3,688 | 90 | 102 | 114 | 156 | 48 | 79 | 102 | 111 | 142 |
| 胆江保健医療圏 | | 74,582 | 2,771 | 3,233 | 3,366 | 3,686 | 2,535 | 3,393 | 4,090 | 3,972 | 3,868 |
| 奥州保健所 | | 74,582 | 2,771 | 3,233 | 3,366 | 3,686 | 2,535 | 3,393 | 4,090 | 3,972 | 3,868 |
| | 奥州市 | 66,458 | 2,452 | 2,863 | 2,997 | 3,254 | 2,247 | 2,993 | 3,636 | 3,493 | 3,433 |
| | 金ヶ崎町 | 8,124 | 319 | 370 | 369 | 432 | 288 | 400 | 454 | 479 | 435 |
| 両磐保健医療圏 | | 72,699 | 2,645 | 2,926 | 3,182 | 3,353 | 2,341 | 2,961 | 3,734 | 3,583 | 3,812 |
| 一関保健所 | | 72,699 | 2,645 | 2,926 | 3,182 | 3,353 | 2,341 | 2,961 | 3,734 | 3,583 | 3,812 |
| | 一関市 | 63,369 | 2,346 | 2,558 | 2,788 | 2,928 | 2,071 | 2,626 | 3,300 | 3,205 | 3,336 |
| | 平泉町 | 4,462 | 159 | 182 | 172 | 204 | 137 | 157 | 232 | 184 | 236 |
| | 藤沢町 | 4,868 | 140 | 186 | 222 | 221 | 133 | 178 | 202 | 194 | 240 |

(平成20年10月1日推計人口)

| 45-49 | 50-54 | 55-59 | 60-64 | 65-69 | 70-74 | 75-79 | 80-84 | 85-89 | 90-94 | 95-99 | 100- | 不詳 |
|--------|--------|--------|--------|--------|--------|--------|--------|--------|-------|-------|------|-------|
| 42,516 | 46,434 | 55,588 | 46,214 | 47,337 | 49,744 | 45,686 | 35,623 | 20,776 | 9,465 | 2,950 | 366 | 1,438 |
| 16,359 | 16,784 | 19,615 | 16,010 | 14,970 | 14,686 | 13,058 | 9,852 | 5,709 | 2,612 | 836 | 94 | 1,126 |
| 10,153 | 10,061 | 11,697 | 9,896 | 9,080 | 8,623 | 7,610 | 5,672 | 3,172 | 1,472 | 495 | 46 | 1,086 |
| 10,153 | 10,061 | 11,697 | 9,896 | 9,080 | 8,623 | 7,610 | 5,672 | 3,172 | 1,472 | 495 | 46 | 1,086 |
| 6,206 | 6,723 | 7,918 | 6,114 | 5,890 | 6,063 | 5,448 | 4,180 | 2,537 | 1,140 | 341 | 48 | 40 |
| 915 | 1,068 | 1,283 | 908 | 1,119 | 1,325 | 1,255 | 929 | 532 | 264 | 76 | 16 | 0 |
| 618 | 663 | 822 | 652 | 666 | 725 | 649 | 488 | 329 | 153 | 44 | 4 | 0 |
| 215 | 298 | 316 | 289 | 338 | 413 | 403 | 308 | 165 | 74 | 16 | 2 | 0 |
| 479 | 567 | 645 | 461 | 595 | 698 | 634 | 499 | 233 | 98 | 48 | 4 | 0 |
| 1,877 | 1,955 | 2,336 | 1,744 | 1,385 | 1,070 | 900 | 691 | 476 | 236 | 69 | 8 | 12 |
| 1,144 | 1,205 | 1,445 | 1,181 | 1,118 | 1,151 | 986 | 757 | 471 | 184 | 28 | 4 | 28 |
| 958 | 967 | 1,071 | 879 | 669 | 681 | 621 | 508 | 331 | 131 | 60 | 10 | 0 |
| 6,892 | 7,742 | 9,294 | 8,067 | 8,217 | 8,685 | 8,038 | 6,260 | 3,700 | 1,685 | 510 | 64 | 89 |
| 3,912 | 4,532 | 5,391 | 4,835 | 5,063 | 5,429 | 5,041 | 3,959 | 2,312 | 1,022 | 298 | 37 | 34 |
| 3,057 | 3,449 | 4,163 | 3,846 | 3,801 | 3,968 | 3,722 | 2,884 | 1,689 | 732 | 221 | 24 | 34 |
| 855 | 1,083 | 1,228 | 989 | 1,262 | 1,461 | 1,319 | 1,075 | 623 | 290 | 77 | 13 | 0 |
| 2,980 | 3,210 | 3,903 | 3,232 | 3,154 | 3,256 | 2,997 | 2,301 | 1,388 | 663 | 212 | 27 | 55 |
| 2,786 | 2,965 | 3,622 | 2,979 | 2,835 | 2,860 | 2,620 | 1,968 | 1,186 | 564 | 168 | 26 | 55 |
| 194 | 245 | 281 | 253 | 319 | 396 | 377 | 333 | 202 | 99 | 44 | 1 | 0 |
| 4,402 | 4,793 | 5,731 | 4,694 | 5,046 | 5,595 | 5,260 | 4,185 | 2,396 | 1,150 | 367 | 34 | 15 |
| 4,402 | 4,793 | 5,731 | 4,694 | 5,046 | 5,595 | 5,260 | 4,185 | 2,396 | 1,150 | 367 | 34 | 15 |
| 3,919 | 4,229 | 5,123 | 4,246 | 4,512 | 5,031 | 4,710 | 3,763 | 2,155 | 1,044 | 315 | 32 | 11 |
| 483 | 564 | 608 | 448 | 534 | 564 | 550 | 422 | 241 | 106 | 52 | 2 | 4 |
| 4,290 | 4,897 | 5,798 | 4,426 | 4,807 | 5,486 | 5,645 | 4,478 | 2,604 | 1,165 | 368 | 48 | 150 |
| 4,290 | 4,897 | 5,798 | 4,426 | 4,807 | 5,486 | 5,645 | 4,478 | 2,604 | 1,165 | 368 | 48 | 150 |
| 3,753 | 4,226 | 5,053 | 3,876 | 4,224 | 4,742 | 4,827 | 3,836 | 2,210 | 973 | 301 | 40 | 150 |
| 251 | 324 | 380 | 299 | 288 | 348 | 343 | 264 | 175 | 98 | 26 | 3 | 0 |
| 286 | 347 | 365 | 251 | 295 | 396 | 475 | 378 | 219 | 94 | 41 | 5 | 0 |

〔資料〕 県調査統計課

女(つづき)

| 医療圏 | 保健所 市町村 | 総数 | 0-4 | 5-9 | 10-14 | 15-19 | 20-24 | 25-29 | 30-34 | 35-39 | 40-44 |
|---------|------------|--------|-------|-------|-------|-------|-------|-------|-------|-------|-------|
| 気仙保健医療圏 | | 37,956 | 1,164 | 1,415 | 1,678 | 1,710 | 975 | 1,320 | 1,814 | 1,970 | 2,037 |
| 大船渡保健所 | | 37,956 | 1,164 | 1,415 | 1,678 | 1,710 | 975 | 1,320 | 1,814 | 1,970 | 2,037 |
| | 大船渡市 | 21,918 | 701 | 815 | 1,051 | 1,009 | 611 | 828 | 1,102 | 1,178 | 1,232 |
| | 陸前高田市 | 12,685 | 369 | 497 | 520 | 553 | 280 | 402 | 576 | 658 | 669 |
| | 住田町 | 3,353 | 94 | 103 | 107 | 148 | 84 | 90 | 136 | 134 | 136 |
| 釜石保健医療圏 | | 30,158 | 894 | 1,123 | 1,240 | 1,254 | 666 | 1,026 | 1,384 | 1,447 | 1,626 |
| 釜石保健所 | | 30,158 | 894 | 1,123 | 1,240 | 1,254 | 666 | 1,026 | 1,384 | 1,447 | 1,626 |
| | 釜石市 | 21,695 | 650 | 806 | 829 | 829 | 475 | 733 | 1,020 | 1,069 | 1,137 |
| | 大槌町 | 8,463 | 244 | 317 | 411 | 425 | 191 | 293 | 364 | 378 | 489 |
| 宮古保健医療圏 | | 50,023 | 1,625 | 1,938 | 2,257 | 2,114 | 1,431 | 1,775 | 2,299 | 2,611 | 2,574 |
| 宮古保健所 | | 50,023 | 1,625 | 1,938 | 2,257 | 2,114 | 1,431 | 1,775 | 2,299 | 2,611 | 2,574 |
| | 宮古市 | 30,429 | 1,049 | 1,180 | 1,369 | 1,291 | 1,016 | 1,154 | 1,518 | 1,705 | 1,616 |
| | 山田町 | 10,182 | 317 | 450 | 497 | 428 | 281 | 392 | 444 | 525 | 545 |
| | 岩泉町 | 5,764 | 158 | 183 | 229 | 242 | 77 | 137 | 223 | 220 | 270 |
| | 田野畑村 | 2,040 | 71 | 77 | 106 | 89 | 34 | 61 | 81 | 108 | 76 |
| | 川井村 | 1,608 | 30 | 48 | 56 | 64 | 23 | 31 | 33 | 53 | 67 |
| 久慈保健医療圏 | | 33,947 | 1,163 | 1,512 | 1,659 | 1,831 | 1,070 | 1,356 | 1,713 | 1,920 | 1,921 |
| 久慈保健所 | | 33,947 | 1,163 | 1,512 | 1,659 | 1,831 | 1,070 | 1,356 | 1,713 | 1,920 | 1,921 |
| | 久慈市 | 19,896 | 741 | 928 | 986 | 1,076 | 587 | 881 | 1,105 | 1,254 | 1,185 |
| | 普代村 | 1,633 | 50 | 66 | 65 | 84 | 51 | 56 | 59 | 74 | 73 |
| | 野田村 | 2,481 | 60 | 100 | 112 | 148 | 82 | 84 | 104 | 126 | 150 |
| | 洋野町 | 9,937 | 312 | 418 | 496 | 523 | 350 | 335 | 445 | 466 | 513 |
| 二戸保健医療圏 | | 32,802 | 1,038 | 1,207 | 1,385 | 1,515 | 865 | 1,091 | 1,536 | 1,679 | 1,705 |
| 二戸保健所 | | 32,802 | 1,038 | 1,207 | 1,385 | 1,515 | 865 | 1,091 | 1,536 | 1,679 | 1,705 |
| | 二戸市 | 16,084 | 593 | 632 | 709 | 773 | 456 | 577 | 880 | 931 | 878 |
| | 軽米町 | 5,473 | 147 | 207 | 261 | 273 | 136 | 150 | 211 | 242 | 305 |
| | 九戸村 | 3,462 | 108 | 117 | 143 | 145 | 74 | 117 | 142 | 137 | 155 |
| | 一戸町 | 7,783 | 190 | 251 | 272 | 324 | 199 | 247 | 303 | 369 | 367 |

(平成20年10月1日推計人口)

| 45-49 | 50-54 | 55-59 | 60-64 | 65-69 | 70-74 | 75-79 | 80-84 | 85-89 | 90-94 | 95-99 | 100- | 不詳 |
|-------|-------|-------|-------|-------|-------|-------|-------|-------|-------|-------|------|----|
| 2,216 | 2,375 | 3,082 | 2,643 | 3,023 | 3,027 | 2,870 | 2,290 | 1,384 | 640 | 236 | 30 | 57 |
| 2,216 | 2,375 | 3,082 | 2,643 | 3,023 | 3,027 | 2,870 | 2,290 | 1,384 | 640 | 236 | 30 | 57 |
| 1,278 | 1,324 | 1,807 | 1,532 | 1,743 | 1,679 | 1,567 | 1,204 | 708 | 340 | 135 | 19 | 55 |
| 749 | 847 | 1,020 | 885 | 1,021 | 1,041 | 970 | 797 | 518 | 225 | 77 | 9 | 2 |
| 189 | 204 | 255 | 226 | 259 | 307 | 333 | 289 | 158 | 75 | 24 | 2 | 0 |
| 1,628 | 1,884 | 2,571 | 2,268 | 2,576 | 2,674 | 2,418 | 1,839 | 1,057 | 463 | 101 | 19 | 0 |
| 1,628 | 1,884 | 2,571 | 2,268 | 2,576 | 2,674 | 2,418 | 1,839 | 1,057 | 463 | 101 | 19 | 0 |
| 1,137 | 1,308 | 1,865 | 1,644 | 1,850 | 1,944 | 1,813 | 1,343 | 806 | 341 | 80 | 16 | 0 |
| 491 | 576 | 706 | 624 | 726 | 730 | 605 | 496 | 251 | 122 | 21 | 3 | 0 |
| 2,763 | 3,294 | 4,111 | 3,749 | 4,018 | 4,165 | 3,637 | 2,848 | 1,784 | 754 | 240 | 36 | 0 |
| 2,763 | 3,294 | 4,111 | 3,749 | 4,018 | 4,165 | 3,637 | 2,848 | 1,784 | 754 | 240 | 36 | 0 |
| 1,697 | 1,995 | 2,504 | 2,301 | 2,423 | 2,322 | 2,092 | 1,594 | 1,004 | 432 | 144 | 23 | 0 |
| 533 | 648 | 857 | 798 | 815 | 852 | 668 | 550 | 354 | 170 | 50 | 8 | 0 |
| 329 | 394 | 451 | 400 | 514 | 634 | 513 | 428 | 258 | 76 | 27 | 1 | 0 |
| 112 | 162 | 176 | 148 | 135 | 157 | 163 | 139 | 93 | 40 | 8 | 4 | 0 |
| 92 | 95 | 123 | 102 | 131 | 200 | 201 | 137 | 75 | 36 | 11 | 0 | 0 |
| 2,096 | 2,379 | 2,664 | 2,186 | 2,286 | 2,584 | 2,199 | 1,778 | 1,008 | 468 | 138 | 16 | 0 |
| 2,096 | 2,379 | 2,664 | 2,186 | 2,286 | 2,584 | 2,199 | 1,778 | 1,008 | 468 | 138 | 16 | 0 |
| 1,262 | 1,332 | 1,510 | 1,247 | 1,271 | 1,415 | 1,221 | 1,025 | 559 | 236 | 68 | 7 | 0 |
| 95 | 123 | 144 | 105 | 124 | 143 | 111 | 90 | 67 | 40 | 11 | 2 | 0 |
| 163 | 154 | 197 | 166 | 189 | 206 | 171 | 121 | 87 | 44 | 15 | 2 | 0 |
| 576 | 770 | 813 | 668 | 702 | 820 | 696 | 542 | 295 | 148 | 44 | 5 | 0 |
| 1,870 | 2,286 | 2,722 | 2,171 | 2,394 | 2,842 | 2,561 | 2,093 | 1,134 | 528 | 154 | 25 | 1 |
| 1,870 | 2,286 | 2,722 | 2,171 | 2,394 | 2,842 | 2,561 | 2,093 | 1,134 | 528 | 154 | 25 | 1 |
| 921 | 1,059 | 1,319 | 1,076 | 1,089 | 1,277 | 1,166 | 947 | 506 | 219 | 61 | 14 | 1 |
| 320 | 398 | 430 | 352 | 419 | 515 | 435 | 363 | 178 | 94 | 35 | 2 | 0 |
| 178 | 256 | 310 | 232 | 294 | 327 | 261 | 233 | 142 | 71 | 18 | 2 | 0 |
| 451 | 573 | 663 | 511 | 592 | 723 | 699 | 550 | 308 | 144 | 40 | 7 | 0 |

3. 年 齡 階 級

| 年 齡 (5 歳階級) | 昭 和 40 年 | | | 昭 和 50 年 | | |
|----------------|-----------|---------|---------|-----------|---------|---------|
| | 総 数 | 男 | 女 | 総 数 | 男 | 女 |
| 総 数 | 1,411,118 | 679,497 | 731,621 | 1,385,563 | 668,193 | 717,370 |
| 0 ～ 4 歳 | 120,557 | 61,724 | 58,833 | 110,259 | 56,409 | 53,850 |
| 5 ～ 9 | 137,130 | 69,701 | 67,429 | 109,469 | 56,214 | 53,255 |
| 10 ～ 14 | 171,834 | 87,334 | 84,500 | 118,646 | 60,765 | 57,881 |
| 15 ～ 19 | 140,517 | 70,288 | 70,229 | 106,822 | 54,362 | 52,460 |
| 20 ～ 24 | 92,540 | 40,871 | 51,669 | 93,129 | 44,583 | 48,546 |
| 25 ～ 29 | 104,347 | 48,122 | 56,225 | 108,895 | 53,651 | 55,244 |
| 30 ～ 34 | 114,906 | 54,794 | 60,112 | 95,086 | 45,745 | 49,341 |
| 35 ～ 39 | 111,448 | 54,338 | 57,110 | 102,348 | 48,492 | 53,856 |
| 40 ～ 44 | 88,115 | 39,873 | 48,242 | 110,500 | 52,845 | 57,655 |
| 45 ～ 49 | 73,016 | 32,752 | 40,264 | 104,985 | 50,994 | 53,991 |
| 50 ～ 54 | 67,030 | 31,688 | 35,342 | 81,615 | 36,544 | 45,071 |
| 55 ～ 59 | 56,180 | 27,147 | 29,033 | 66,250 | 29,177 | 37,073 |
| 60 ～ 64 | 47,451 | 22,973 | 24,478 | 59,044 | 27,077 | 31,967 |
| 65 ～ 69 | 35,830 | 16,886 | 18,944 | 46,603 | 21,279 | 25,324 |
| 70 ～ 74 | 24,641 | 11,139 | 13,502 | 35,053 | 15,521 | 19,532 |
| 75 ～ 79 | 15,380 | 6,312 | 9,068 | 21,308 | 8,863 | 12,445 |
| 80 ～ 84 | 7,109 | 2,617 | 4,492 | 10,627 | 4,034 | 6,593 |
| 85 歳以上 | 3,087 | 938 | 2,149 | 4,806 | 1,565 | 3,241 |
| 年 齡 不 詳 | — | — | — | 118 | 73 | 45 |

| 年 齡 (5 歳階級) | 昭 和 55 年 | | | 昭 和 60 年 | | |
|----------------|-----------|---------|---------|-----------|---------|---------|
| | 総 数 | 男 | 女 | 総 数 | 男 | 女 |
| 総 数 | 1,421,927 | 688,460 | 733,467 | 1,433,611 | 691,740 | 741,871 |
| 0 ～ 4 歳 | 102,771 | 52,658 | 50,113 | 90,872 | 46,496 | 44,376 |
| 5 ～ 9 | 113,133 | 57,897 | 55,236 | 103,755 | 53,055 | 50,700 |
| 10 ～ 14 | 110,110 | 56,465 | 53,645 | 113,173 | 57,957 | 55,216 |
| 15 ～ 19 | 101,109 | 52,299 | 48,810 | 95,965 | 49,177 | 46,788 |
| 20 ～ 24 | 82,506 | 40,987 | 41,519 | 76,119 | 37,865 | 38,254 |
| 25 ～ 29 | 105,870 | 52,649 | 53,221 | 89,716 | 44,532 | 45,184 |
| 30 ～ 34 | 112,943 | 57,014 | 55,929 | 107,283 | 53,883 | 53,400 |
| 35 ～ 39 | 96,210 | 46,459 | 49,751 | 112,506 | 56,722 | 55,784 |
| 40 ～ 44 | 101,462 | 48,050 | 53,412 | 94,687 | 45,545 | 49,142 |
| 45 ～ 49 | 108,170 | 51,393 | 56,777 | 99,263 | 46,634 | 52,629 |
| 50 ～ 54 | 102,075 | 49,076 | 52,999 | 105,306 | 49,544 | 55,762 |
| 55 ～ 59 | 78,782 | 34,835 | 43,947 | 98,742 | 46,969 | 51,773 |
| 60 ～ 64 | 63,261 | 27,491 | 35,770 | 75,838 | 33,080 | 42,758 |
| 65 ～ 69 | 54,484 | 24,404 | 30,080 | 59,347 | 25,221 | 34,126 |
| 70 ～ 74 | 40,712 | 17,801 | 22,911 | 48,609 | 20,982 | 27,627 |
| 75 ～ 79 | 27,439 | 11,414 | 16,025 | 33,332 | 13,600 | 19,732 |
| 80 ～ 84 | 14,047 | 5,251 | 8,796 | 19,121 | 7,205 | 11,916 |
| 85 歳以上 | 6,718 | 2,230 | 4,488 | 9,977 | 3,273 | 6,704 |
| 年 齡 不 詳 | 125 | 87 | 38 | — | — | — |

別人口の推移

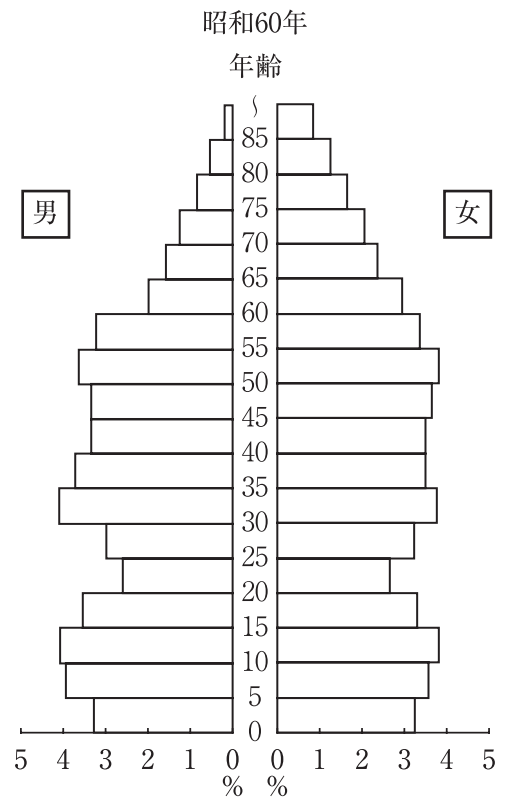
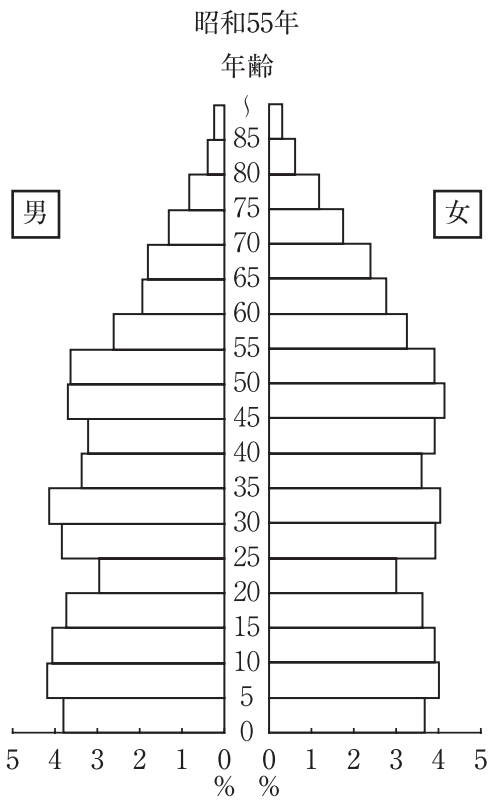
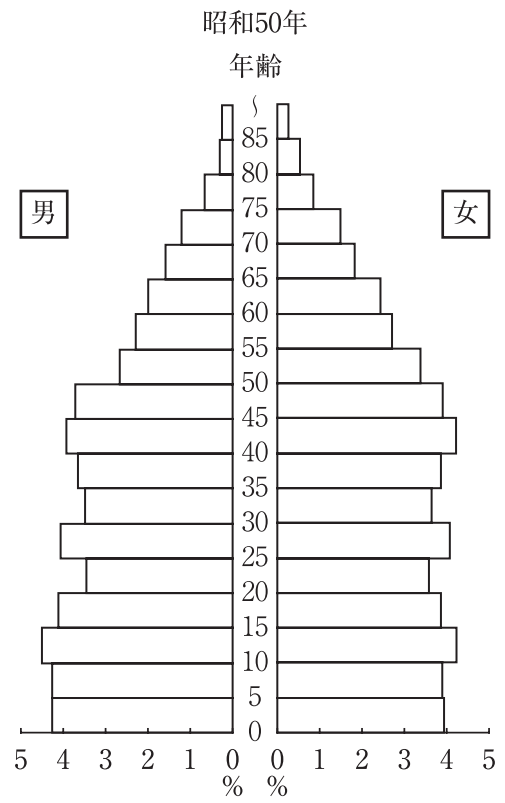
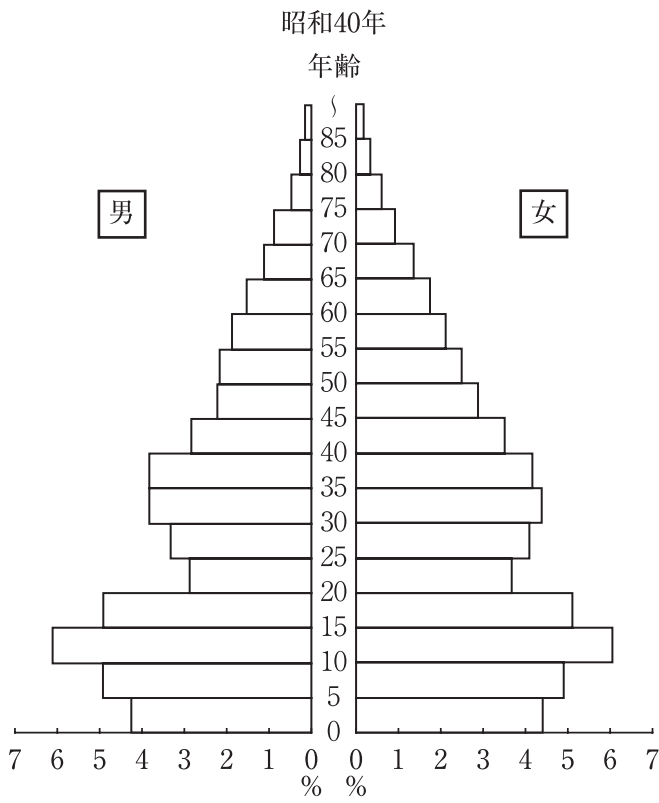
(国勢調査人口)

| 年 齢 (5歳階級) | 平 成 2 年 | | | 平 成 7 年 | | |
|---------------|------------------|----------------|----------------|------------------|----------------|----------------|
| | 総 数 | 男 | 女 | 総 数 | 男 | 女 |
| 総 数 | 1,416,928 | 680,197 | 736,731 | 1,419,505 | 681,986 | 737,519 |
| 0 ～ 4 歳 | 76,288 | 38,845 | 37,443 | 69,091 | 35,237 | 33,854 |
| 5 ～ 9 | 90,576 | 46,322 | 44,254 | 78,388 | 40,034 | 38,354 |
| 10 ～ 14 | 102,946 | 52,678 | 50,268 | 91,531 | 46,803 | 44,728 |
| 15 ～ 19 | 99,219 | 50,736 | 48,483 | 92,977 | 47,575 | 45,402 |
| 20 ～ 24 | 70,730 | 34,784 | 35,946 | 79,658 | 40,513 | 39,145 |
| 25 ～ 29 | 79,629 | 39,423 | 40,206 | 76,664 | 37,992 | 38,672 |
| 30 ～ 34 | 89,258 | 44,584 | 44,674 | 83,113 | 41,778 | 41,335 |
| 35 ～ 39 | 106,073 | 53,329 | 52,744 | 91,242 | 45,893 | 45,349 |
| 40 ～ 44 | 110,411 | 55,402 | 55,009 | 106,742 | 53,899 | 52,843 |
| 45 ～ 49 | 92,108 | 43,998 | 48,110 | 109,635 | 55,150 | 54,485 |
| 50 ～ 54 | 96,408 | 44,862 | 51,546 | 90,851 | 43,191 | 47,660 |
| 55 ～ 59 | 102,120 | 47,521 | 54,599 | 94,692 | 43,707 | 50,985 |
| 60 ～ 64 | 95,096 | 44,559 | 50,537 | 99,601 | 45,921 | 53,680 |
| 65 ～ 69 | 71,817 | 30,638 | 41,179 | 90,960 | 41,814 | 49,146 |
| 70 ～ 74 | 54,003 | 22,052 | 31,951 | 66,250 | 27,210 | 39,040 |
| 75 ～ 79 | 40,992 | 16,638 | 24,354 | 46,460 | 17,663 | 28,797 |
| 80 ～ 84 | 24,286 | 8,947 | 15,339 | 31,019 | 11,364 | 19,655 |
| 85 歳 以上 | 14,639 | 4,658 | 9,981 | 20,567 | 6,195 | 14,372 |
| 年 齢 不 詳 | 329 | 221 | 108 | 64 | 47 | 17 |

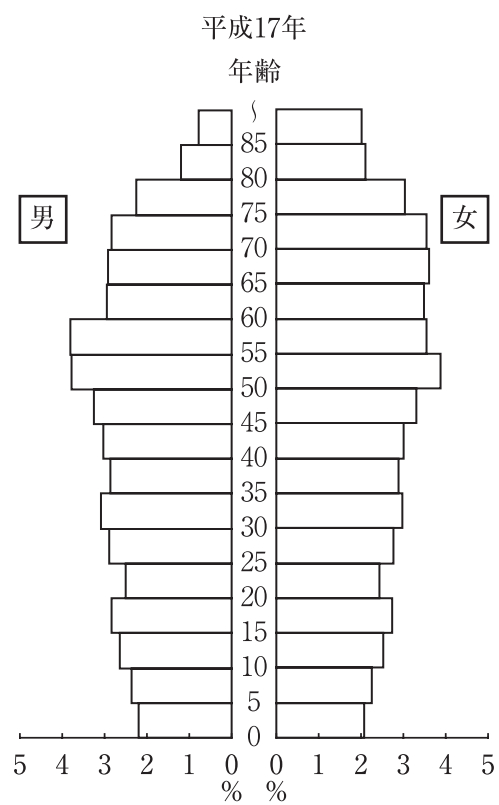
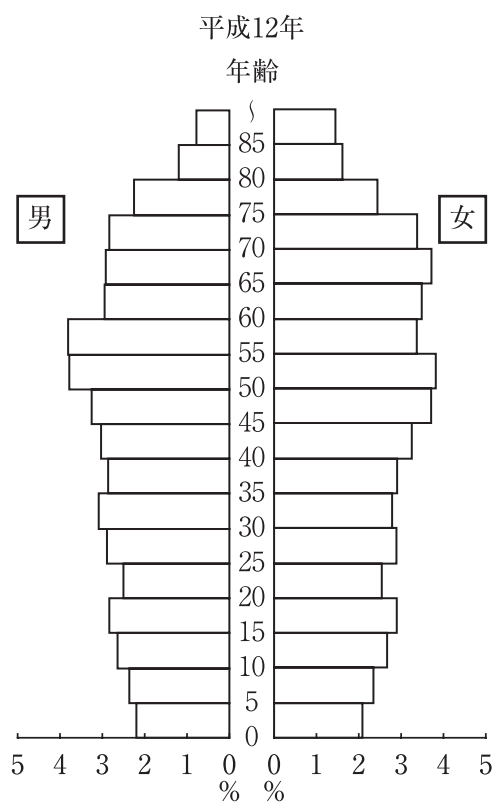
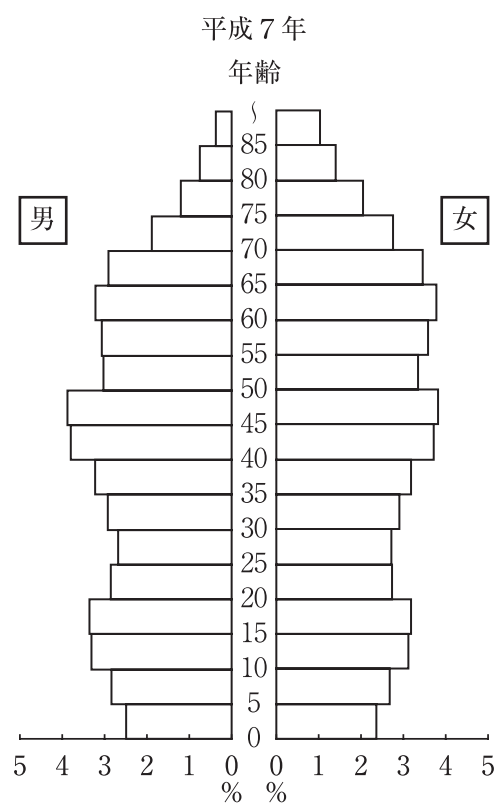
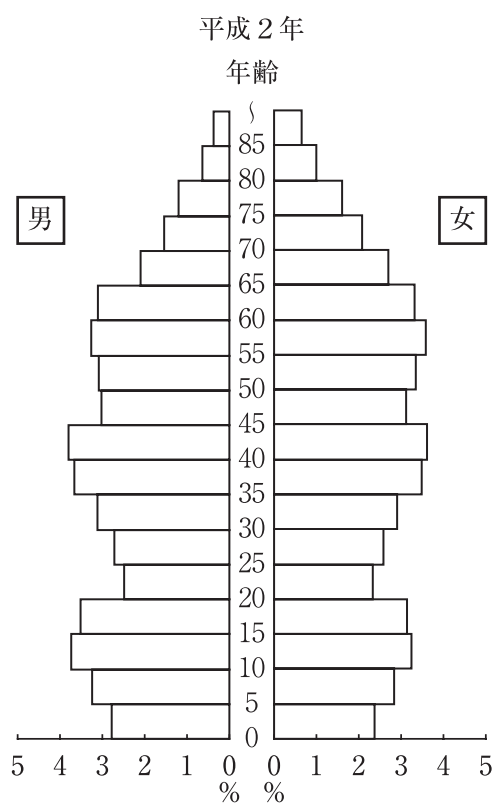
| 年 齢 (5歳階級) | 平 成 12 年 | | | 平 成 17 年 | | |
|---------------|------------------|----------------|----------------|------------------|----------------|----------------|
| | 総 数 | 男 | 女 | 総 数 | 男 | 女 |
| 総 数 | 1,416,180 | 681,238 | 734,942 | 1,385,041 | 663,580 | 721,461 |
| 0 ～ 4 歳 | 62,847 | 32,488 | 30,359 | 57,024 | 29,082 | 27,942 |
| 5 ～ 9 | 70,553 | 36,022 | 34,531 | 63,180 | 32,665 | 30,515 |
| 10 ～ 14 | 79,070 | 40,335 | 38,735 | 70,374 | 35,980 | 34,394 |
| 15 ～ 19 | 83,845 | 42,663 | 41,182 | 72,432 | 36,898 | 35,534 |
| 20 ～ 24 | 76,343 | 38,915 | 37,428 | 65,658 | 32,911 | 32,747 |
| 25 ～ 29 | 85,232 | 43,623 | 41,609 | 76,206 | 38,652 | 37,554 |
| 30 ～ 34 | 79,712 | 39,902 | 39,810 | 84,334 | 42,910 | 41,424 |
| 35 ～ 39 | 84,657 | 42,730 | 41,927 | 79,012 | 39,372 | 29,640 |
| 40 ～ 44 | 91,882 | 46,367 | 45,515 | 83,813 | 42,144 | 41,669 |
| 45 ～ 49 | 106,079 | 53,671 | 52,408 | 90,471 | 45,454 | 45,017 |
| 50 ～ 54 | 108,522 | 54,528 | 53,994 | 104,315 | 52,539 | 51,776 |
| 55 ～ 59 | 89,729 | 42,451 | 47,278 | 106,347 | 52,931 | 53,416 |
| 60 ～ 64 | 93,176 | 42,674 | 50,502 | 87,665 | 41,024 | 46,641 |
| 65 ～ 69 | 95,946 | 43,540 | 52,406 | 89,603 | 40,454 | 49,149 |
| 70 ～ 74 | 84,122 | 37,324 | 46,798 | 89,468 | 39,295 | 50,173 |
| 75 ～ 79 | 58,094 | 22,460 | 35,634 | 74,653 | 31,222 | 43,431 |
| 80 ～ 84 | 36,407 | 12,553 | 23,854 | 47,252 | 16,529 | 30,723 |
| 85 歳 以上 | 29,419 | 8,631 | 20,788 | 38,981 | 10,703 | 28,278 |
| 年 齢 不 詳 | 545 | 361 | 184 | 4,253 | 2,815 | 1,438 |

〔資料〕 県調査統計課

4. 人口構成図



の 年 次 推 移



5. 年齢（3区分）別人口

(各年10月1日人口)

| 年次 | 人 口 | | | | 年 齢 別 割 合 | | | 老 年 化 指 数 (%) |
|----------------|---------------|---------------|------------------|---------------|-----------|--------|-------|---------------|
| | 総 数 | 0～14歳 年少人口 | 15～64歳 生産年齢人口 | 65歳以上 老年人口 | 0～14歳 | 15～64歳 | 65歳以上 | |
| 昭 和 25 年 | 1,346,728 | 508,725 | 778,465 | 59,466 | 37.8 | 57.8 | 4.4 | 11.7 |
| 30 | 1,427,097 | 522,792 | 835,916 | 68,378 | 36.6 | 58.6 | 4.8 | 13.1 |
| 35 | 1,488,517 | 501,782 | 870,492 | 76,243 | 34.6 | 60.1 | 5.3 | 15.2 |
| 40 | 1,411,118 | 429,521 | 895,550 | 86,047 | 30.4 | 63.5 | 6.1 | 20.0 |
| 45 | 1,371,383 | 362,118 | 908,795 | 100,470 | 26.4 | 66.3 | 7.3 | 27.7 |
| 50 | 1,385,563 | 338,374 | 928,674 | 118,397 | 24.4 | 67.0 | 8.5 | 35.0 |
| 55 | 1,421,927 | 326,014 | 952,388 | 143,400 | 22.9 | 67.0 | 10.1 | 44.0 |
| 60 | 1,433,611 | 307,800 | 955,425 | 170,386 | 21.5 | 66.6 | 11.9 | 55.4 |
| 62 | 1,423,699 | 294,164 | 947,886 | 181,649 | 20.7 | 66.6 | 12.7 | 61.8 |
| 63 | 1,419,849 | 285,741 | 945,592 | 188,516 | 20.1 | 66.6 | 13.3 | 66.0 |
| 平 成 元 年 | 1,415,554 | 276,786 | 942,554 | 196,214 | 19.5 | 66.6 | 13.9 | 70.9 |
| 2 | 1,416,928 | 269,810 | 941,052 | 205,737 | 19.0 | 66.4 | 14.5 | 76.3 |
| 3 | 1,415,596 | 262,369 | 937,441 | 215,457 | 18.5 | 66.2 | 15.2 | 82.1 |
| 4 | 1,415,153 | 256,377 | 933,522 | 224,925 | 18.1 | 66.0 | 15.9 | 87.7 |
| 5 | 1,415,697 | 250,024 | 931,140 | 234,204 | 17.7 | 65.8 | 16.5 | 93.7 |
| 6 | 1,416,736 | 244,473 | 927,536 | 244,398 | 17.3 | 65.5 | 17.3 | 100.0 |
| 7 | 1,419,505 | 239,010 | 925,175 | 255,256 | 16.8 | 65.2 | 18.0 | 106.8 |
| 8 | 1,419,612 | 233,578 | 920,659 | 265,311 | 16.5 | 64.9 | 18.7 | 113.6 |
| 9 | 1,419,161 | 228,303 | 915,619 | 275,175 | 16.1 | 64.5 | 19.4 | 120.5 |
| 10 | 1,418,207 | 223,069 | 910,116 | 284,958 | 15.7 | 64.2 | 20.1 | 127.7 |
| 11 | 1,415,676 | 217,708 | 904,676 | 293,228 | 15.4 | 63.9 | 20.7 | 134.7 |
| 12 | 1,416,180 | 212,470 | 899,177 | 303,988 | 15.0 | 63.5 | 21.5 | 143.1 |
| 13 | 1,413,099 | 208,034 | 891,571 | 312,949 | 14.7 | 63.1 | 22.2 | 150.4 |
| 14 | 1,408,079 | 203,043 | 882,329 | 312,162 | 14.5 | 62.7 | 22.8 | 157.4 |
| 15 | 1,401,763 | 199,721 | 873,080 | 328,417 | 14.2 | 62.3 | 23.4 | 164.4 |
| 16 | 1,394,810 | 195,633 | 865,328 | 333,304 | 14.0 | 62.0 | 23.9 | 170.4 |
| 17 | 1,385,041 | 190,578 | 850,253 | 339,957 | 13.8 | 61.4 | 24.5 | 178.4 |
| 18 | 1,374,699 | 186,319 | 838,517 | 345,610 | 13.6 | 61.0 | 25.1 | 185.5 |
| 19 | 1,363,702 | 181,898 | 826,221 | 351,330 | 13.3 | 60.6 | 25.8 | 193.1 |
| 20 | 1,352,388 | 177,987 | 813,927 | 356,221 | 13.2 | 60.2 | 26.3 | 200.1 |
| 全 国 (平成20年) | 千人 125,947 | 千人 17,018 | 千人 80,835 | 千人 28,097 | 13.5 | 64.2 | 22.3 | 165.1 |

- (注) 1. 人口総数には年齢不詳を含む。
2. 老年化指数は年少人口に対する老年人口の百分比。
3. 全国の人口は日本人人口である。